


# 18

## GAMMA Bus Coupling Units

<b>18/2</b>	<b>Inserts</b>
<b>18/3</b>	<b>Accessories</b>



# GAMMA Bus Coupling Units


## Inserts

### Selection and ordering data

Version	DT	Order No.	Price per PU	PU	PS* / P. unit	PG		
				Unit(s)	Unit(s)			
 SWG1 116-2AB01	<b>DELTA UP 116 bus coupling units, center position, single</b> <ul style="list-style-type: none"> <li>Without user interface</li> <li>With screw and claw fixing</li> </ul>	B	5WG1 116-2AB01	1	1	030		
							Tops, see section	Page (ff.)
							Design / DELTA profil / GAMMA instabus	5/34
							Design / DELTA style / GAMMA instabus	6/25
							Design / DELTA ambiente / Shutter/blind controls	8/11
							Design / DELTA ambiente / Switches and pushbuttons	8/8
							Design / i-system / Switches and pushbuttons	4/7
 SWG1 116-2AB11	<b>DELTA UP 116 bus coupling units, center position, double</b> <ul style="list-style-type: none"> <li>Without user interface</li> <li>With screw and claw fixing</li> </ul>	B	5WG1 116-2AB11	1	1	030		
							Tops, see section	Page (ff.)
							Design / DELTA profil / GAMMA instabus	5/34
							Design / DELTA style / GAMMA instabus	6/25
							Design / DELTA ambiente / Shutter/blind controls	8/11
							Design / DELTA ambiente / Switches and pushbuttons	8/8
							Design / i-system / Switches and pushbuttons	4/7
 SWG1 116-2AB21	<b>DELTA UP 116 bus coupling units, pushbutton position, single</b> <ul style="list-style-type: none"> <li>Without user interface</li> <li>With screw and claw fixing</li> </ul>	B	5WG1 116-2AB21	1	1	030		
							Tops, see section	Page (ff.)
							Design / DELTA profil / GAMMA instabus	5/34
							Design / DELTA style / GAMMA instabus	6/25
							Design / DELTA ambiente / Switches and pushbuttons	8/8
							Design / i-system / Switches and pushbuttons	4/7
							Design / DELTA natur / Switches and pushbuttons	7/8
 SWG1 116-2AB31	<b>DELTA UP 116 bus coupling units, pushbutton position, double</b> <ul style="list-style-type: none"> <li>Without user interface</li> <li>With screw and claw fixing</li> </ul>	B	5WG1 116-2AB31	1	1	030		
							Tops, see section	Page (ff.)
							Design / DELTA profil / GAMMA instabus	5/34
							Design / DELTA style / GAMMA instabus	6/25
							Design / DELTA profil / Shutter/blind controls	5/16
							Design / DELTA ambiente / Switches and pushbuttons	8/8
							Design / i-system / Switches and pushbuttons	4/7
Design / DELTA natur / Switches and pushbuttons	7/8							
 SWG1 110-2AB03	<b>UP 110 bus coupling units, mounting depth 27 mm</b> <ul style="list-style-type: none"> <li>Modular width: 71 mm</li> <li>With user interface</li> <li>With screw fixing</li> </ul>	B	5WG1 110-2AB03	1	1	030		
							Tops, see section	Page (ff.)
							Design / DELTA ambiente / GAMMA instabus	8/19
							Design / DELTA profil / GAMMA instabus	5/34
							Design / DELTA style / GAMMA instabus	6/25
 SWG1 110-2AB11	<b>UP 110 bus coupling units, mounting depth 19 mm</b> <ul style="list-style-type: none"> <li>Modular width: 71 mm</li> <li>With user interface</li> <li>With screw and claw fixing</li> </ul>	B	5WG1 110-2AB11	1	1	030		
							Tops, see section	Page (ff.)
							Design / DELTA ambiente / GAMMA instabus	8/19
							Design / DELTA profil / GAMMA instabus	5/34
							Design / DELTA style / GAMMA instabus	6/25


## GAMMA Bus Coupling Units

## Inserts

Version	DT	Order No.	Price per PU	PU Unit(s)	PS* / P. unit Unit(s)	PG			
 5WG1 114-2AB02	B	<b>5WG1 114-2AB02</b>		1	1	030			
							<b>UP 114 bus coupling units</b>		
							<ul style="list-style-type: none"> <li>• Modular width: 71 mm</li> <li>• Mounting depth: 16 mm</li> <li>• With screw fixing</li> <li>• With user interface</li> </ul>		
							<table border="1"> <thead> <tr> <th>Tops, see section</th> <th>Page (ff.)</th> </tr> </thead> <tbody> <tr> <td><i>Design / DELTA ambiente / GAMMA instabus</i></td> <td>8/19</td> </tr> <tr> <td><i>Design / DELTA profil / GAMMA instabus</i></td> <td>5/34</td> </tr> <tr> <td><i>Design / DELTA style / GAMMA instabus</i></td> <td>6/25</td> </tr> </tbody> </table>		Tops, see section
Tops, see section	Page (ff.)								
<i>Design / DELTA ambiente / GAMMA instabus</i>	8/19								
<i>Design / DELTA profil / GAMMA instabus</i>	5/34								
<i>Design / DELTA style / GAMMA instabus</i>	6/25								

## Accessories

## Selection and ordering data

Version	DT	Order No.	Price per PU	PU Unit(s)	PS* / P. unit Unit(s)	PG
 5WG1 294-8AB01	A	<b>5WG1 294-8AB01</b>		1	10	030