

SPG Series

SPG12-320W 12V75Ah



UPS LAB
 Официальный дилер в РФ
 www.UPS-LAB.ru
 +7 (495) 109-90-77

SPG series VRLA battery uses AGM technology and high-purity raw materials. It has good high power discharge, floating backup and fast charging performance. It is mainly used in UPS/EPS standby power supply systems. It can backup power in poor operation environment.



Benefits

- Long life according to EUROBAT Classification
- Maximum charge efficiency
- High gas recombination efficiency
- Low self-discharge rate
- Horizontal or vertical installization

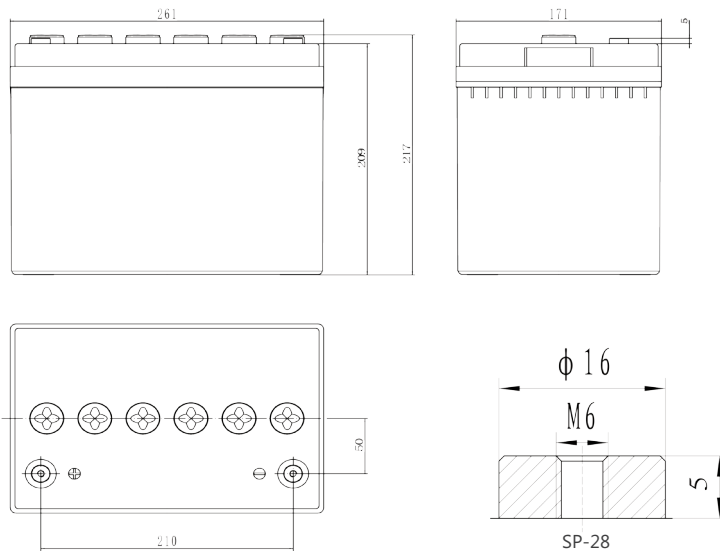
Applications

- UPS units
- Data center
- Starting generators
- EPS units

Standards

- IEC 60896-21/22
- JIS C8704-1/2
- EUROBAT guide

Drawing



Specifications

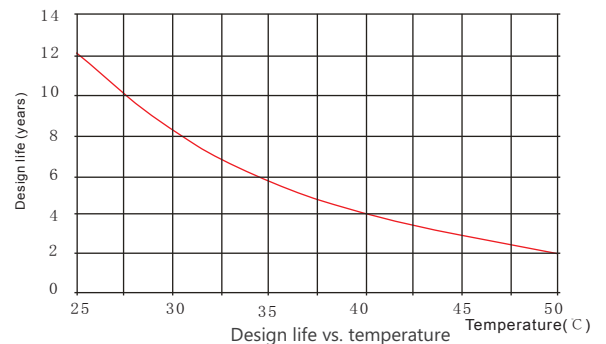
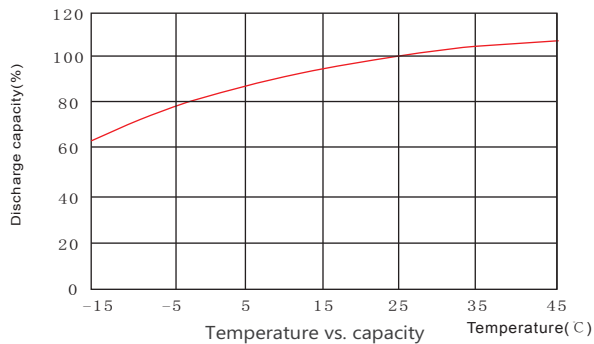
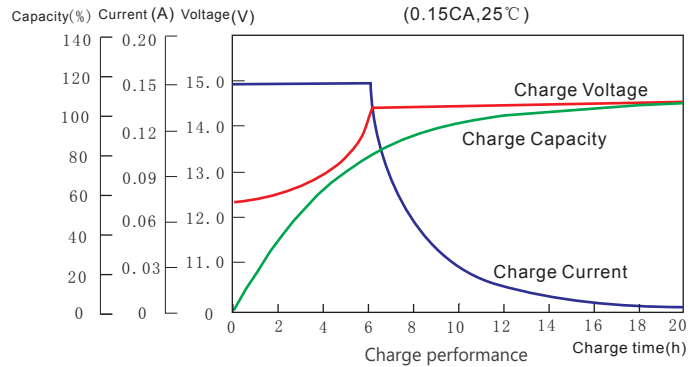
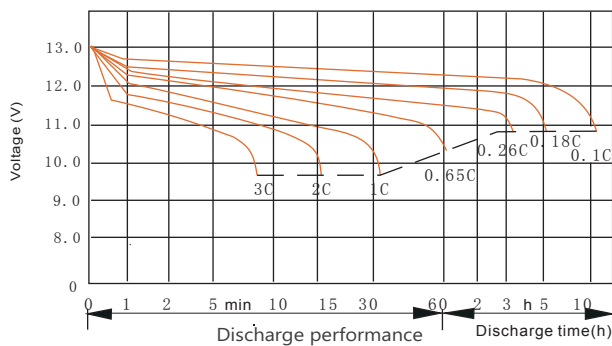
| | | | | |
|--------------------------------------|---|----------------|----------------------|-------------------|
| Battery Model | SPG12-320W | | | |
| Design Life (years, 25°C) | 12 | | | |
| Capacity (Ah, 25°C) | 10min (1.60V) | 15min (1.67V) | 1HR (52A, 1.70V) | 10HR 7.5A, 1.80V) |
| | 412W/cell | 320W/cell | 52Ah | 75Ah |
| Dimensions (mm) | Length | Width | Height | Total Height |
| | 261 | 171 | 209 | 217 |
| Approx. Weight (kg) | 25.5 | | | |
| Reference Internal Resistance (mΩ) | 4.45(fully charged @ 25°C) | | | |
| Maximum Discharge Current (A/5 Sec.) | 900 | | | |
| Self-Discharge (25°C) | ≤ 2% per months | | | |
| Charge Voltage (V/cell, 25°C) | Cycle use | | Float use | |
| | 2.40(-3.5mV/°C/cell), max charge current: 22.5A | | 2.27(-3.5mV/°C/cell) | |
| Short Circuit Current (A) | 2650 | | | |

Discharge Data

| Constant Current Discharge Data (25°C, A) | | | | | | | | | | | | | | |
|---|-----|-----|-----|-----|------|------|------|------|------|------|------|------|------|------|
| End Voltage (V/cell) | min | | | | | | | h | | | | | | |
| | 5 | 10 | 15 | 20 | 25 | 30 | 45 | 1 | 1.5 | 2 | 3 | 5 | 6 | 10 |
| 1.60 | 285 | 214 | 171 | 143 | 122 | 104 | 72.1 | 57.6 | 39.3 | 31.1 | 22.3 | 14.5 | 12.4 | 8.54 |
| 1.65 | 263 | 203 | 165 | 136 | 117 | 100 | 70.3 | 55.8 | 38.1 | 30.2 | 21.6 | 14.0 | 12.1 | 8.30 |
| 1.67 | 252 | 195 | 158 | 131 | 113 | 96.0 | 67.8 | 54.1 | 37.5 | 29.7 | 21.3 | 13.8 | 11.9 | 8.23 |
| 1.70 | 236 | 184 | 148 | 124 | 107 | 92.3 | 65.5 | 52.0 | 36.8 | 29.2 | 20.9 | 13.6 | 11.7 | 8.07 |
| 1.75 | 225 | 173 | 137 | 115 | 99.0 | 86.3 | 61.9 | 50.1 | 35.7 | 28.4 | 20.3 | 13.3 | 11.5 | 7.92 |
| 1.80 | 216 | 159 | 126 | 109 | 94.0 | 81.8 | 57.3 | 47.6 | 34.4 | 27.4 | 19.7 | 13.0 | 11.3 | 7.50 |

| Constant Power Discharge Data (25°C, W/cell) | | | | | | | | | | | | | | |
|--|-----|-----|-----|-----|-----|-----|-----|-----|------|------|------|------|------|------|
| End Voltage (V/cell) | min | | | | | | | h | | | | | | |
| | 5 | 10 | 15 | 20 | 25 | 30 | 45 | 1 | 1.5 | 2 | 3 | 5 | 6 | 10 |
| 1.60 | 533 | 412 | 335 | 288 | 238 | 217 | 155 | 122 | 93.2 | 71.1 | 53.1 | 33.6 | 28.6 | 18.9 |
| 1.65 | 519 | 400 | 325 | 279 | 231 | 210 | 151 | 118 | 90.7 | 69.0 | 51.7 | 32.7 | 28.1 | 18.7 |
| 1.67 | 496 | 392 | 320 | 274 | 226 | 204 | 148 | 116 | 88.4 | 67.3 | 50.7 | 31.9 | 27.7 | 18.5 |
| 1.70 | 475 | 383 | 314 | 267 | 221 | 198 | 146 | 114 | 86.8 | 66.1 | 50.0 | 31.4 | 27.3 | 18.3 |
| 1.75 | 460 | 373 | 302 | 257 | 214 | 191 | 142 | 110 | 84.7 | 64.8 | 48.5 | 30.7 | 26.8 | 18.0 |
| 1.80 | 444 | 358 | 290 | 249 | 206 | 183 | 136 | 106 | 81.7 | 62.6 | 46.9 | 29.9 | 26.1 | 17.7 |

Performance Curve



Sacred Sun Power Sources Co., Ltd.

No.1 Shengyang Road Qufu City, PRC

Sacred Sun Asia Pacific Pte Ltd.

1 Ubi View, #04-12, Focus One, Singapore

Sacred Sun France SARL

ZAE Fontaine, 33210 Fargues, France

Sacred Sun MEA FZE

Jebel Ali, Dubai, UAE

