

SPG Series

SPG12-175W 12V42Ah

SPG series VRLA battery uses AGM technology and high-purity raw materials. It has good high power discharge, floating backup and fast charging performance. It is mainly used in UPS/EPS standby power supply systems. It can backup power in poor operation environment.



Benefits

- Long life according to EUROBAT Classification
- Maximum charge efficiency
- High gas recombination efficiency
- Low self-discharge rate
- Horizontal or vertical installation

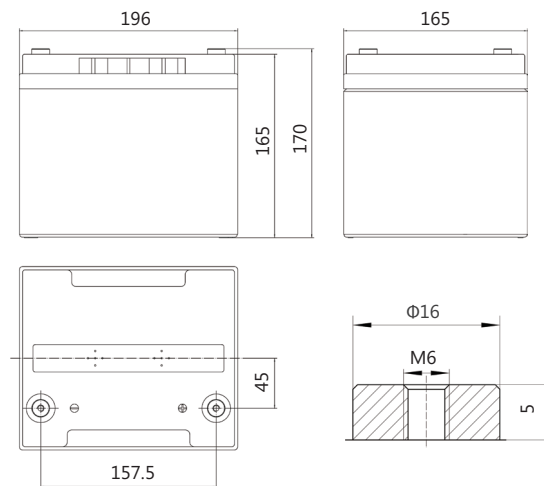
Applications

- UPS units
- Data center
- Starting generators
- EPS units

Standards

- IEC 60896-21/22
- JIS C8704-1/2
- EUROBAT guide

Drawing



SP-28

Specifications

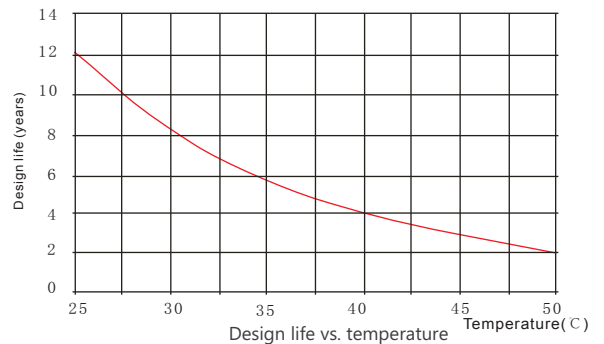
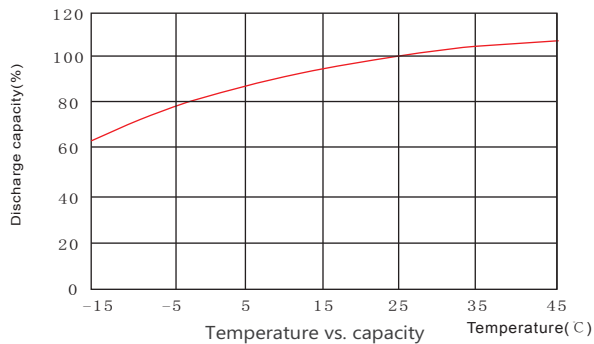
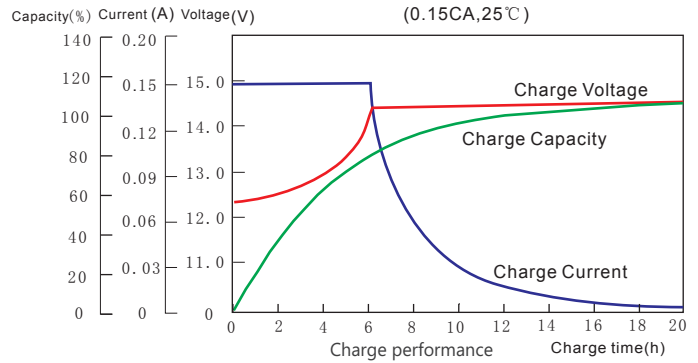
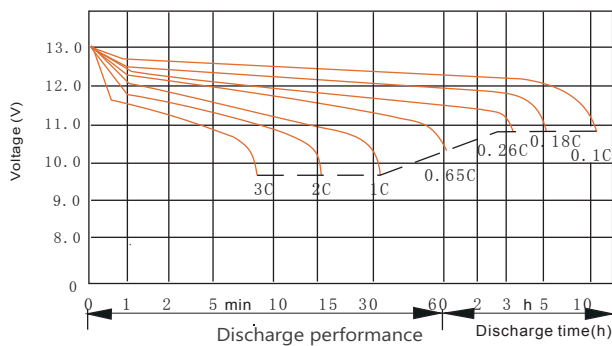
Battery Model	SPG12-175W			
Design Life (years, 25°C)	12			
Capacity (Ah, 25°C)	10min (1.60V)	15min (1.67V)	1HR (29.3A, 1.70V)	10HR (4.2A, 1.80V)
	237W/cell	175W/cell	29.3Ah	42Ah
Dimensions (mm)	Length	Width	Height	Total Height
	196	165	165	170
Approx. Weight (kg)	13.9			
Reference Internal Resistance (mΩ)	7.5 (fully charged @ 25°C)			
Maximum Discharge Current (A/5 Sec.)	500			
Self-Discharge (25°C)	≤ 2% per months			
Charge Voltage (V/cell, 25°C)	Cycle use		Float use	
	2.40(-3.5mV/°C/cell), max charge current: 12.6A		2.27(-3.5mV/°C/cell)	
Short Circuit Current (A)	1600			

Discharge Data

Constant Current Discharge Data (25°C, A)														
End Voltage (V/cell)	min							h						
	5	10	15	20	25	30	45	1	1.5	2	3	5	6	10
1.60	169	122	98.4	77.9	66.5	57.2	40.7	32.7	23.2	18.2	12.8	8.31	7.11	4.58
1.65	158	115	94.0	73.9	63.1	54.2	38.7	31.3	22.3	17.4	12.3	7.97	6.97	4.49
1.67	153	111	91.6	71.9	61.6	53.1	37.8	30.4	21.9	17.2	12.0	7.81	6.76	4.42
1.70	149	108	88.8	69.7	59.8	51.7	36.7	29.3	21.4	16.8	11.8	7.62	6.63	4.33
1.75	138	102	83.7	65.8	56.5	49.0	35.1	28.2	20.7	16.3	11.4	7.35	6.37	4.28
1.80	133	97.9	80.7	63.7	54.5	47.0	33.9	26.9	19.7	15.7	10.9	7.15	6.20	4.20

Constant Power Discharge Data (25°C, W/cell)														
End Voltage (V/cell)	min							h						
	5	10	15	20	25	30	45	1	1.5	2	3	5	6	10
1.60	315	237	183	141	118	103	72.3	62.2	45.7	35.3	26.0	17.1	14.6	9.63
1.65	302	229	176	136	113	100	70.1	60.3	44.3	34.1	25.4	16.7	14.3	9.44
1.67	298	223	175	134	111	98.2	69.1	59.4	43.7	33.7	25.1	16.6	14.2	9.36
1.70	292	217	170	132	110	96.5	68.0	58.5	43.0	33.1	24.7	16.5	14.1	9.25
1.75	280	211	165	127	106	93.1	66.0	56.8	41.7	32.1	24.0	16.0	13.7	9.06
1.80	269	203	158	123	102	89.8	63.7	55.1	40.4	31.1	23.4	15.6	13.4	8.86

Performance Curve



Sacred Sun Power Sources Co., Ltd.

No.1 Shengyang Road Qufu City, PRC

Sacred Sun Asia Pacific Pte Ltd.

1 Ubi View, #04-12, Focus One, Singapore

Sacred Sun France SARL

ZAE Fontaine, 33210 Fargues, France

Sacred Sun MEA FZE

Jebel Ali, Dubai, UAE

