

**Product Features**

- Patent composite grid structure, a smaller plate spacing design which provide high current discharge performance and high power output;
- Special active material structure technology, benefit for electrolyte rapid move;
- Optimization for positive and negative active material ratio, battery has high power ratio
- Patent multi-layer polarity sealing structure, safety and reliable leakage-proof performance

**Application**

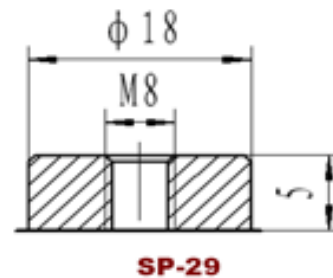
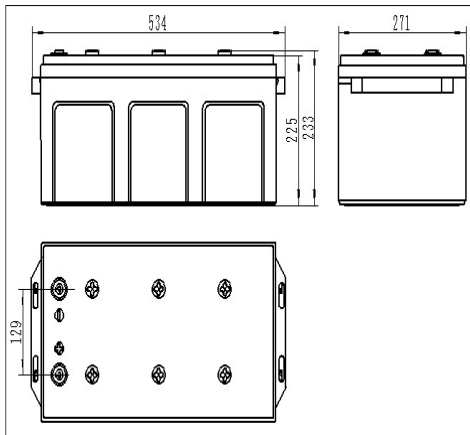
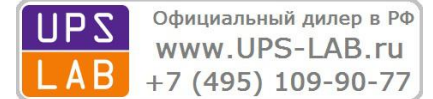
- UPS/EPS
- Power station
- Emergency Lighting
- Universal

**Compliant Standards**

- GB/T 19639.1-2005;
- IEC 61056-1/2: 2002
- JIS C8702-1/2: 2009;
- Passed ISO9001, ISO14001, OHSAS18001, UL and CE certificates
- Eurobat guide;

**Safety**

- installation compliant with:EN50272-2

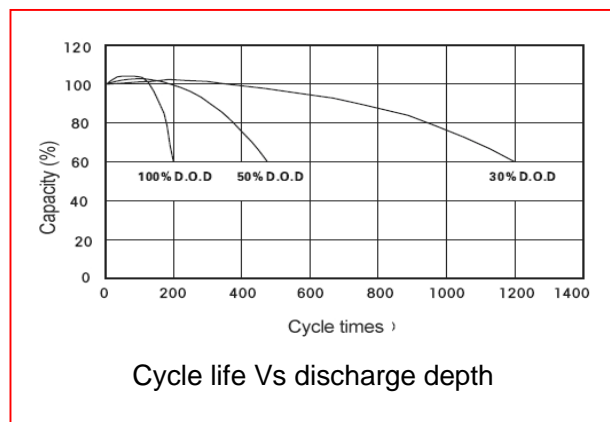
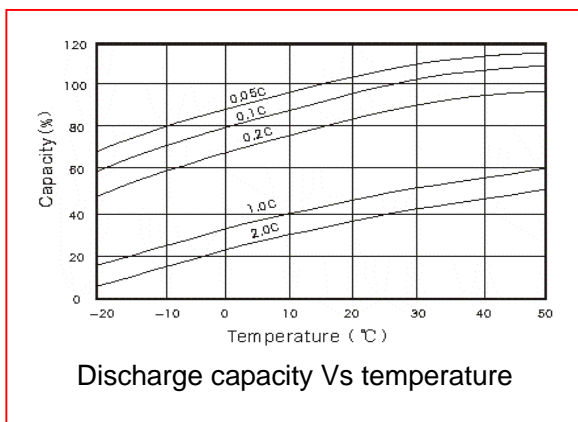
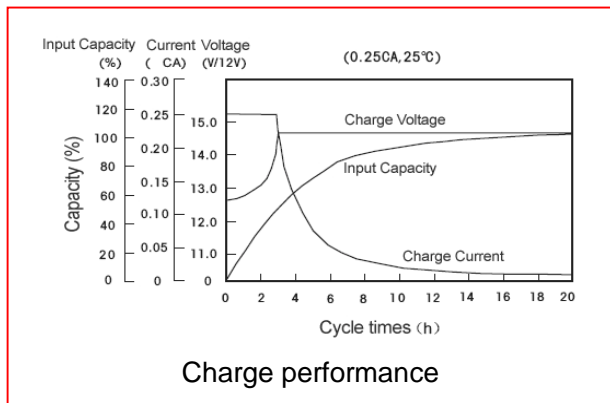
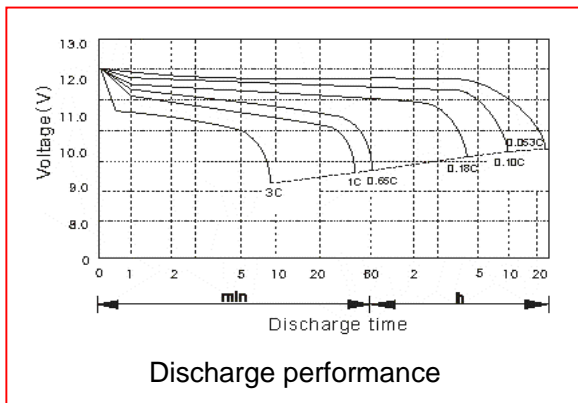


Battery Model	SPG121000W			
Designed Life	10 Years			
Capacity(25°C)	20HR(13.5A,1.80V)	10HR(25A,1.80V)	5HR(40.9A,1.75V)	1HR(162.5A,1.70V)
	270AH	250AH	204.5AH	162.5AH
Dimensions	Length	Width	Height	Total Height
	534mm	271mm	225mm	233mm
Approx. Weight	77.2kg			
Internal Resistance	2.0m Ω			
Max Discharge Current	2000A(5 Sec.)			
Self Discharge	≤2% per months (25°C)			
Charge Voltage(25°C)	Cycle use		Float use	
	14.7V(-24mV/°C), max charge current:75A		13.62V(-18mV/°C)	

**Discharge parameter:**

Constant current discharge data (25°C, A)													
End voltage (V/cell)	5min	10min	15min	20min	30min	45min	1h	1.5h	2h	3h	5h	10h	20h
1.60	766.3	591.1	530.5	445.0	330.5	250.0	180.0	126.0	106.0	77.00	47.70	28.50	14.50
1.65	702.5	559.1	500.5	422.5	320.0	241.0	170.5	119.5	101.5	75.00	45.20	27.50	14.30
1.70	661.4	524.6	475.5	400.0	311.5	228.5	162.5	113.5	96.50	73.00	43.00	26.50	14.00
1.75	614.2	496.9	450.5	375.0	290.5	213.5	154.0	108.0	92.50	70.00	40.90	25.50	13.70
1.80	576.3	469.1	435.5	362.5	285.5	210.0	150.0	102.5	88.50	66.00	38.90	25.00	13.50

Constant power discharge data (25°C, W/cell)													
End voltage (V/cell)	5min	10min	15min	20min	30min	45min	1h	1.5h	2h	3h	5h	10h	20h
1.60	1249	1000	898.0	762.5	575.0	425.0	337.5	239.5	200.0	150.0	93.40	56.90	29.20
1.65	1158	940.0	855.0	737.5	565.0	418.5	330.8	232.0	193.5	143.4	91.70	55.50	28.70
1.70	1069	880.0	801.0	689.0	555.8	405.9	325.0	225.0	187.5	137.5	89.20	54.40	28.30
1.75	967.7	810.0	727.0	620.0	531.2	393.4	318.5	218.5	181.2	129.2	88.00	53.00	27.90
1.80	880.0	750.0	657.0	587.0	502.0	380.9	305.9	212.0	175.0	126.2	86.40	42.90	27.50

**Performance Curve:**


Address: NO.1 Shengyang Road, Qufu, Shandong 273100 China

Tel: +86-537-4438666-6028

Fax: +86-537-4411936

E-mail: sales@sacredsun.cn

http://www.sacredsun.com

