

Product Features

- Patent composite grid structure, a smaller plate spacing design which provide high current discharge performance and high power output;
- Special active material structure technology, benefit for electrolyte rapid move;
- Optimization for positive and negative active material ratio, battery has high power ratio
- Patent multi-layer polarity sealing structure, safety and reliable leakage-proof

Application

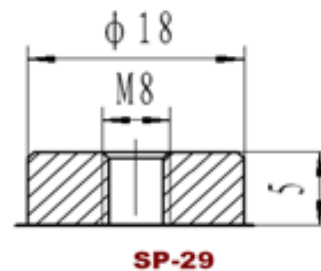
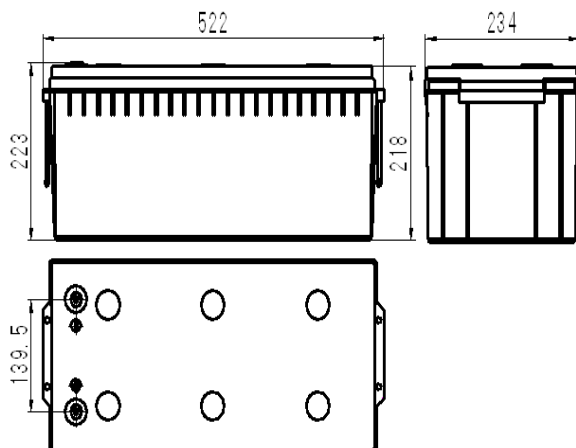
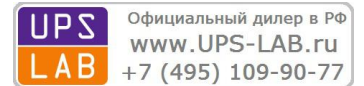
- UPS/EPS
- Power station
- Emergency Lighting
- Universal

Compliant Standards

- GB/T 19639.1-2005;
- IEC 61056-1/2: 2002
- JIS C8702-1/2: 2009;
- Passed ISO9001、ISO14001、OHSAS18001、UL and CE certificates
- Eurobat guide;

Safety

- installation compliant with:EN50272-2

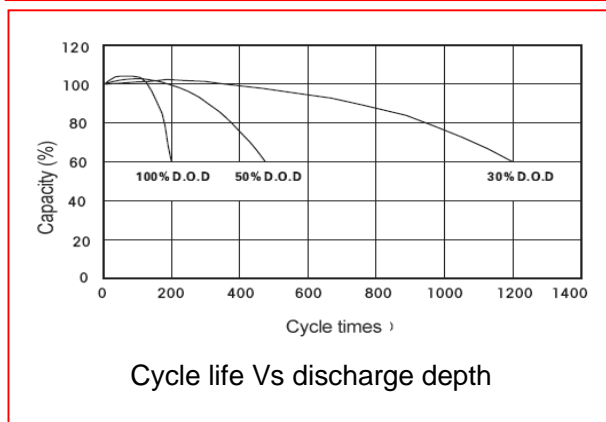
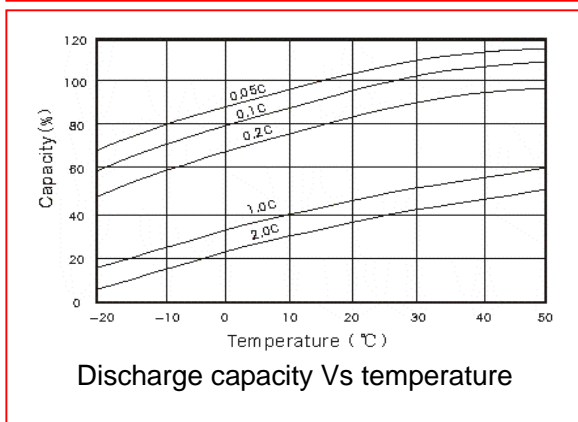
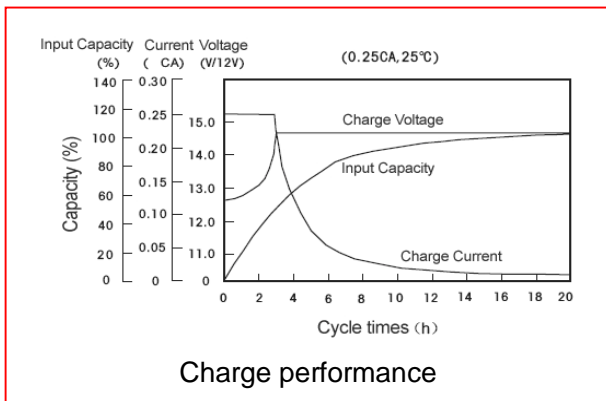
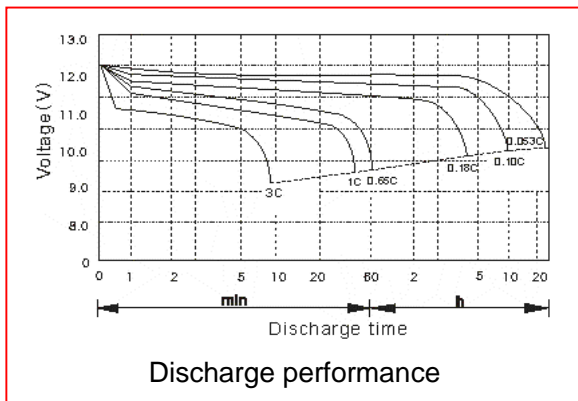


Battery Model	SPG12830W			
Designed Life	10 Years			
Capacity(25°C)	20HR(11A,1.80V)	10HR(20A,1.80V)	5HR(33.5A,1.75V)	1HR(130A,1.70V)
	220AH	200AH	167.5AH	130AH
Dimensions	Length	Width	Height	Total Height
	522mm	234mm	218mm	223mm
Approx. Weight	62.5kg			
Internal Resistance	2.7mΩ			
Max Discharge Current	1600A(5 Sec.)			
Self Discharge	≤2% per months (25°C)			
Charge Voltage(25°C)	Cycle use		Float use	
	14.7V(-24mV/°C), max charge current:60A		13.62V(-18mV/°C)	

Discharge parameter:

Constant current discharge data (25°C, A)													
End voltage (V/cell)	5min	10min	15min	20min	30min	45min	1h	1.5h	2h	3h	5h	10h	20h
1.60	610.0	471.4	430.0	356.0	270.0	200.0	144.0	100.0	85.00	63.50	38.00	23.50	11.50
1.65	573.3	449.3	405.5	338.0	260.0	193.0	136.5	95.50	81.50	62.50	36.50	22.50	11.30
1.70	543.8	426.0	383.0	320.0	250.0	183.0	130.0	90.50	77.50	59.50	35.00	21.50	11.20
1.75	516.1	400.2	362.0	300.0	235.0	171.0	123.5	86.50	74.00	57.00	33.50	20.50	11.10
1.80	490.0	374.1	350.0	290.0	230.0	168.0	120.0	82.00	71.00	55.50	32.10	20.00	11.00

Constant power discharge data (25°C, W/cell)													
End voltage (V/cell)	5min	10min	15min	20min	30min	45min	1h	1.5h	2h	3h	5h	10h	20h
1.60	1037	830.0	712.0	610.0	460.0	340.0	270.0	191.5	160.0	120.0	75.00	45.50	21.00
1.65	984.4	795.1	680.0	590.0	452.0	335.0	265.0	185.5	155.0	115.0	73.40	44.50	20.00
1.70	924.3	754.3	654.0	570.0	445.0	325.0	260.0	180.0	150.0	110.0	71.70	43.50	19.50
1.75	860.7	700.2	620.0	535.0	425.0	315.0	255.0	174.5	145.0	103.5	70.50	42.50	19.00
1.80	791.0	651.1	583.6	505.0	415.0	305.0	245.0	169.5	140.0	101.0	69.20	34.40	18.50

Performance Curve:


Address: NO.1 Shengyang Road, Qufu, Shandong 273100 China

Tel: +86-537-4438666-6028

Fax: +86-537-4411936

E-mail: sales@sacredsun.cn

http://www.sacredsun.com

