

ESC 80

LED EXIT LIGHT WITH A LIGHT PLATE, 20, 26 AND 30 M VIEWING DISTANCES, CEILING AND WALL MOUNTING AS STANDARD

LED	IP 44	20 m	26 m	30 m	RAL 9003	-o-	CE	EN 60598-2-22	EN 1838
-----	-------	------	------	------	----------	-----	----	---------------	---------



Installation video

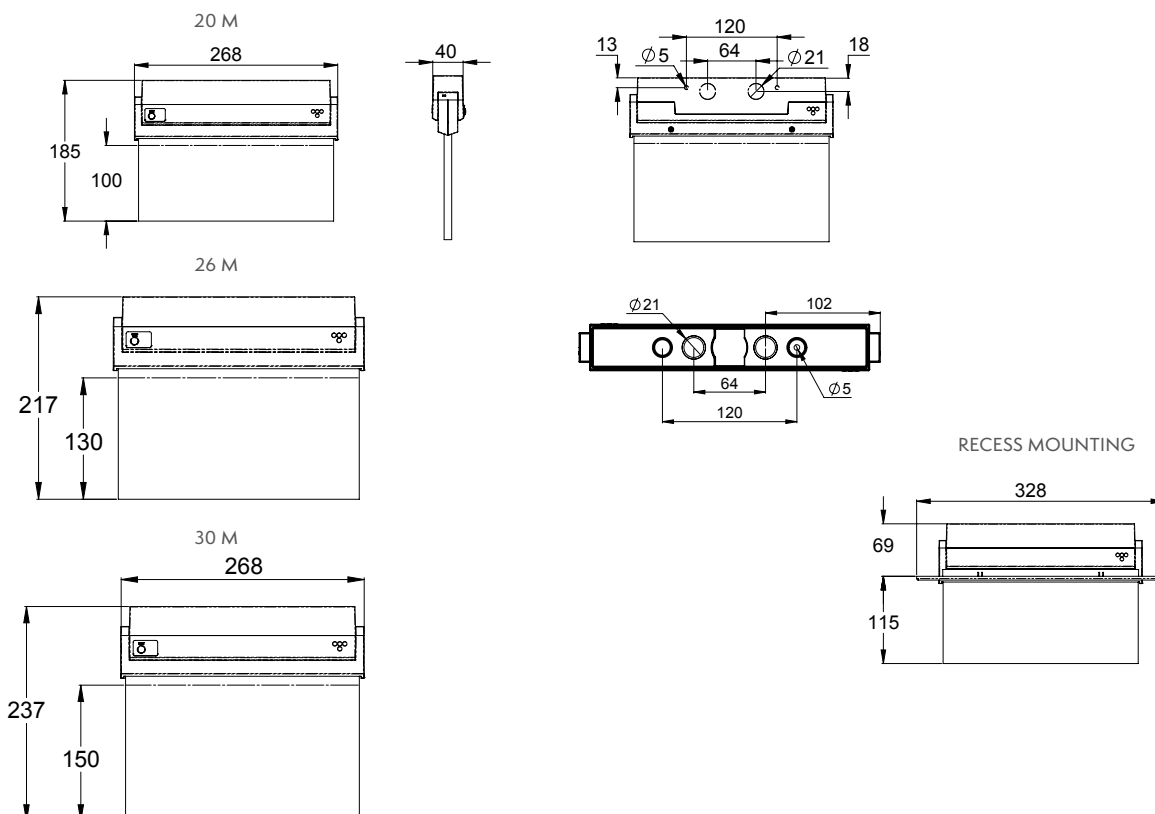


ESC 80 is a LED exit light equipped with a light plate, combining cutting edge technology combined with modern luminaire design. Thanks to Teknoware's innovative electronics and product design, the ESC 80 luminaire combines uniformly illuminated pictograms, low power consumption, as well as a slender appearance.

There is a selection of three different luminaire sizes. ESC 80 luminaires can be used as 1 or 2 sided, as well as recess or surface mounted.

ESC 80 is particularly easy and fast to install thanks to a separate mounting piece, into which also the power supply is connected.

DIMENSIONS



- ⊕ = Protection class of luminaire is 1
- ⊞ = Protection class of luminaire is 2
- ⊞ = Protection class of luminaire is 3
- ⊞ = Luminaire is suitable for through-wiring
- IP20 = Protection rating
- White = Colour of the body
- 3000 = Viewing distance
- LED = LED as a light source
- Aalto = Aalto Control compatible (incl. Lumi Test)
- M = Self-contained luminaire with Lumi test self-testing
- Escap = Self-contained luminaire with 1 h super capacitor backup
- C = Compatible with Tapsa Control Central Battery Unit and Local Controller
- 850 = compliant with the 850 glow wire test
- IC = Compatible with Intelligent Controller
- CBS = Centrally supplied

CENTRALLY SUPPLIED LUMINAIRES

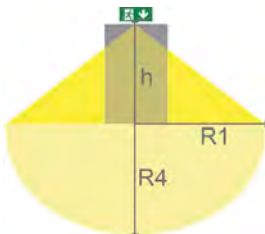
24 V CENTRALLY SUPPLIED EXIT LIGHTS

Product code	Nominal supply voltage	Max input power	Operation mode	Temperature range	Electrical installation	Weight (kg)
TWT8041W	24 V 50/60 Hz AC,DC	2 VA / 2,5 W	CBS	-30... +50°C	2/3 x 2,5 mm ² -o-	0,64
Y8041W103	(individually packed incl. TWT8041W + pictogram, 20 m, 2-sided)					
Y8041W108	(individually packed incl. TWT8041W + pictogram, 20 m, 1-sided)					
Y8041W107	(individually packed incl. TWT8041W + pictogram, 20 m, 1-sided)					
Y8041W105	(individually packed incl. TWT8041W + pictogram, 20 m, 2-sided)					
Y8041W109	(individually packed incl. TWT8041W + pictogram, 20 m, 1-sided)					
Y8041W101	(individually packed incl. TWT8041W + pictogram, 20 m, 2-sided)					
Y8041W102	(individually packed incl. TWT8041W + pictogram, 20 m, 1-sided)					
Y8041W133	(individually packed incl. TWT8041W + pictogram, 26 m, 2-sided)					
Y8041W138	(individually packed incl. TWT8041W + pictogram, 26 m, 1-sided)					
Y8041W137	(individually packed incl. TWT8041W + pictogram, 26 m, 1-sided)					
Y8041W135	(individually packed incl. TWT8041W + pictogram, 26 m, 2-sided)					
Y8041W139	(individually packed incl. TWT8041W + pictogram, 26 m, 1-sided)					
Y8041W131	(individually packed incl. TWT8041W + pictogram, 26 m, 2-sided)					
Y8041W132	(individually packed incl. TWT8041W + pictogram, 26 m, 1-sided)					
Y8041W143	(individually packed incl. TWT8041W + pictogram, 30 m, 2-sided)					
Y8041W148	(individually packed incl. TWT8041W + pictogram, 30 m, 1-sided)					
Y8041W147	(individually packed incl. TWT8041W + pictogram, 30 m, 1-sided)					
Y8041W145	(individually packed incl. TWT8041W + pictogram, 30 m, 2-sided)					
Y8041W149	(individually packed incl. TWT8041W + pictogram, 30 m, 1-sided)					
Y8041W141	(individually packed incl. TWT8041W + pictogram, 30 m, 2-sided)					
Y8041W142	(individually packed incl. TWT8041W + pictogram, 30 m, 1-sided)					

LIGHT DISTRIBUTION TABLES

Downlight chart for Exit Lights

Tables of 1 lux and 0,5 lux, under the Exit Light.
Level of measurement 0,02 m, measurement result with battery operation.



R1 distance from wall (X axis) | R4 distance from wall (Y axis)

TWT8041W

Mounting height (m)	Below the light (lux)	R1 (m)	R4 (m)	R1 (m)	R4 (m)
		1 lux	1 lux	0,5 lux	0,5 lux
2	1,1	0,5	1	1,5	2
2,5	0,7	-	-	1,5	2

ESC 80



CENTRALLY SUPPLIED LUMINAIRES

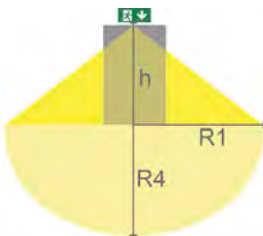
24-230V CENTRALLY SUPPLIED EXIT LIGHTS

Product code	Nominal supply voltage	Max input power	Operation mode	Temperature range	Electrical installation	Weight (kg)
TWT8071W	24 - 230 V 50/60 Hz AC,DC	24 V= 2 VA /1,5 W 230 V=5,5 VA /2 W	CBS	-30... +50°C	24 V= 2 x 2,5 mm ² 230 V=3 x 2,5 mm ² -o-	0,64
Y8071W103	(individually packed incl. TWT8071W + pictogram, 20 m, 2-sided)					
Y8071W108	(individually packed incl. TWT8071W + pictogram, 20 m, 1-sided)					
Y8071W107	(individually packed incl. TWT8071W + pictogram, 20 m, 1-sided)					
Y8071W105	(individually packed incl. TWT8071W + pictogram, 20 m, 2-sided)					
Y8071W109	(individually packed incl. TWT8071W + pictogram, 20 m, 1-sided)					
Y8071W101	(individually packed incl. TWT8071W + pictogram, 20 m, 2-sided)					
Y8071W102	(individually packed incl. TWT8071W + pictogram, 20 m, 1-sided)					
Y8071W133	(individually packed incl. TWT8071W + pictogram, 26 m, 2-sided)					
Y8071W138	(individually packed incl. TWT8071W + pictogram, 26 m, 1-sided)					
Y8071W137	(individually packed incl. TWT8071W + pictogram, 26 m, 1-sided)					
Y8071W135	(individually packed incl. TWT8071W + pictogram, 26 m, 2-sided)					
Y8071W139	(individually packed incl. TWT8071W + pictogram, 26 m, 1-sided)					
Y8071W131	(individually packed incl. TWT8071W + pictogram, 26 m, 2-sided)					
Y8071W132	(individually packed incl. TWT8071W + pictogram, 26 m, 1-sided)					
Y8071W143	(individually packed incl. TWT8071W + pictogram, 30 m, 2-sided)					
Y8071W148	(individually packed incl. TWT8071W + pictogram, 30 m, 1-sided)					
Y8071W147	(individually packed incl. TWT8071W + pictogram, 30 m, 1-sided)					
Y8071W145	(individually packed incl. TWT8071W + pictogram, 30 m, 2-sided)					
Y8071W149	(individually packed incl. TWT8071W + pictogram, 30 m, 1-sided)					
Y8071W141	(individually packed incl. TWT8071W + pictogram, 30 m, 2-sided)					
Y8071W142	(individually packed incl. TWT8071W + pictogram, 30 m, 1-sided)					

LIGHT DISTRIBUTION TABLES

Downlight chart for Exit Lights

Tables of 1 lux and 0,5 lux, under the Exit Light.
Level of measurement 0,02 m, measurement result with battery operation.



| R1 distance from wall (X axis) | R4 distance from wall (Y axis)

TWT8071W

Mounting height (m)	Below the light (lux)	R1 (m)	R4 (m)	R1 (m)	R4 (m)
		1 lux	1 lux	0,5 lux	0,5 lux
2	1,1	0,5	1	1,5	2
2,5	0,7	-	-	1,5	2

- ⊕ = Protection class of luminaire is 1
- ⊞ = Protection class of luminaire is 2
- ⊞ = Protection class of luminaire is 3
- ⊞ = Luminaire is suitable for through-wiring
- IP20 = Protection rating
- Col = Colour of the body
- View = Viewing distance
- LED = LED as a light source
- Aalto = Aalto Control compatible (incl. Lumi Test)
- M = Self-contained luminaire with Lumi test self-testing
- Escap = Self-contained luminaire with 1 h super capacitor backup
- C = Compatible with Tapsa Control Central Battery Unit and Local Controller
- 850 = compliant with the 850 glow wire test
- IC = Compatible with Intelligent Controller
- CBS = Centrally supplied

CENTRALLY SUPPLIED LUMINAIRES

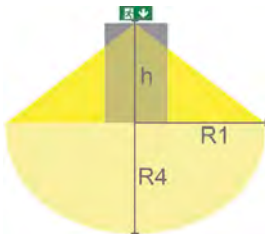
230 V CENTRALLY SUPPLIED EXIT LIGHTS

Product code	Nominal supply voltage	Max input power	Operation mode	Temperature range	Electrical installation	Weight (kg)
TWT8051W	220-240 V, 50/60 Hz AC,DC	3,9 VA / 2,9 W	CBS	-30... +50°C	2/3 x 2,5 mm ² -0-	0,64
Y8051W103	(individually packed incl. TWT8051W + pictogram, 20 m, 2-sided)					
Y8051W108	(individually packed incl. TWT8051W + pictogram, 20 m, 1-sided)					
Y8051W107	(individually packed incl. TWT8051W + pictogram, 20 m, 1-sided)					
Y8051W105	(individually packed incl. TWT8051W + pictogram, 20 m, 2-sided)					
Y8051W109	(individually packed incl. TWT8051W + pictogram, 20 m, 1-sided)					
Y8051W101	(individually packed incl. TWT8051W + pictogram, 20 m, 2-sided)					
Y8051W102	(individually packed incl. TWT8051W + pictogram, 20 m, 1-sided)					
Y8051W133	(individually packed incl. TWT8051W + pictogram, 26 m, 2-sided)					
Y8051W138	(individually packed incl. TWT8051W + pictogram, 26 m, 1-sided)					
Y8051W137	(individually packed incl. TWT8051W + pictogram, 26 m, 1-sided)					
Y8051W135	(individually packed incl. TWT8051W + pictogram, 26 m, 2-sided)					
Y8051W139	(individually packed incl. TWT8051W + pictogram, 26 m, 1-sided)					
Y8051W131	(individually packed incl. TWT8051W + pictogram, 26 m, 2-sided)					
Y8051W132	(individually packed incl. TWT8051W + pictogram, 26 m, 1-sided)					
Y8051W143	(individually packed incl. TWT8051W + pictogram, 30 m, 2-sided)					
Y8051W148	(individually packed incl. TWT8051W + pictogram, 30 m, 1-sided)					
Y8051W147	(individually packed incl. TWT8051W + pictogram, 30 m, 1-sided)					
Y8051W145	(individually packed incl. TWT8051W + pictogram, 30 m, 2-sided)					
Y8051W149	(individually packed incl. TWT8051W + pictogram, 30 m, 1-sided)					
Y8051W141	(individually packed incl. TWT8051W + pictogram, 30 m, 2-sided)					
Y8051W142	(individually packed incl. TWT8051W + pictogram, 30 m, 1-sided)					

LIGHT DISTRIBUTION TABLES

Downlight chart for Exit Lights

Tables of 1 lux and 0,5 lux, under the Exit Light.
Level of measurement 0,02 m, measurement result with battery operation.



R1 distance from wall (X axis) | R4 distance from wall (Y axis)

TWT8051W

Mounting height (m)	Below the light (lux)	R1 (m)	R4 (m)	R1 (m)	R4 (m)
		1 lux	1 lux	0,5 lux	0,5 lux
2	1,1	0,5	1	1,5	2
2,5	0,7	-	-	1,5	2



CENTRALLY SUPPLIED LUMINAIRES



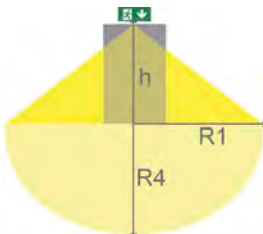
ADDRESSABLE 230 V CENTRALLY SUPPLIED EXIT LIGHTS

Product code	Nominal supply voltage	Max input power	Operation mode	Temperature range	Electrical installation	Weight (kg)
TWT8051WK	220-240 V, 50/60 Hz AC,DC	6,6 VA / 4,2 W	CBS / C + IC	-30... +50°C	2/3 x 2,5 mm ² -0-	0,64
Y8051WK103	(individually packed incl. TWT8051WK + pictogram, 20 m, 2-sided)					
Y8051WK108	(individually packed incl. TWT8051WK + pictogram, 20 m, 1-sided)					
Y8051WK107	(individually packed incl. TWT8051WK + pictogram, 20 m, 1-sided)					
Y8051WK105	(individually packed incl. TWT8051WK + pictogram, 20 m, 2-sided)					
Y8051WK109	(individually packed incl. TWT8051WK + pictogram, 20 m, 1-sided)					
Y8051WK101	(individually packed incl. TWT8051WK + pictogram, 20 m, 2-sided)					
Y8051WK102	(individually packed incl. TWT8051WK + pictogram, 20 m, 1-sided)					
Y8051WK133	(individually packed incl. TWT8051WK + pictogram, 26 m, 2-sided)					
Y8051WK138	(individually packed incl. TWT8051WK + pictogram, 26 m, 1-sided)					
Y8051WK137	(individually packed incl. TWT8051WK + pictogram, 26 m, 1-sided)					
Y8051WK135	(individually packed incl. TWT8051WK + pictogram, 26 m, 2-sided)					
Y8051WK139	(individually packed incl. TWT8051WK + pictogram, 26 m, 1-sided)					
Y8051WK131	(individually packed incl. TWT8051WK + pictogram, 26 m, 2-sided)					
Y8051WK132	(individually packed incl. TWT8051WK + pictogram, 26 m, 1-sided)					
Y8051WK143	(individually packed incl. TWT8051WK + pictogram, 30 m, 2-sided)					
Y8051WK148	(individually packed incl. TWT8051WK + pictogram, 30 m, 1-sided)					
Y8051WK147	(individually packed incl. TWT8051WK + pictogram, 30 m, 1-sided)					
Y8051WK145	(individually packed incl. TWT8051WK + pictogram, 30 m, 2-sided)					
Y8051WK149	(individually packed incl. TWT8051WK + pictogram, 30 m, 1-sided)					
Y8051WK141	(individually packed incl. TWT8051WK + pictogram, 30 m, 2-sided)					
Y8051WK142	(individually packed incl. TWT8051WK + pictogram, 30 m, 1-sided)					

LIGHT DISTRIBUTION TABLES

Downlight chart for Exit Lights

Tables of 1 lux and 0,5 lux, under the Exit Light.
Level of measurement 0,02 m, measurement result with battery operation.



R1 distance from wall (X axis) | R4 distance from wall (Y axis)

TWT8051WK

Mounting height (m)	Below the light (lux)	R1 (m)	R4 (m)	R1 (m)	R4 (m)
		1 lux	1 lux	0,5 lux	0,5 lux
2	1,1	0,5	1	1,5	2
2,5	0,7	-	-	1,5	2

- = Protection class of luminaire is 1
- = Protection class of luminaire is 2
- = Protection class of luminaire is 3
- = Luminaire is suitable for through-wiring
- = Protection rating
- = Colour of the body
- = Viewing distance
- = LED as a light source
- Aalto** = Aalto Control compatible (incl. Lumi Test)
- M** = Self-contained luminaire with Lumi test self-testing
- Escap** = Self-contained luminaire with 1 h super capacitor backup
- C** = Compatible with Tapsa Control Central Battery Unit and Local Controller
- = compliant with the 850 glow wire test
- IC** = Compatible with Intelligent Controller
- CBS** = Centrally supplied

SELF-CONTAINED LUMINAIRES WITH SUPER CAPACITOR

SELF-CONTAINED EXIT LIGHTS WITH SUPER CAPACITOR AND WIRELESS CENTRAL MONITORING



Product code	Nominal supply voltage	Max input power	Operation mode	Temperature range	Electrical installation	Weight (kg)
TWS8092WA	220-240 V, 50/60 Hz AC	4 VA	1 h Escap + Aalto	-25... +35°C	2/3 x 2,5 mm ² -o-	0,80
Y8092WA103	(individually packed incl. TWS8092WA + pictogram, 20 m, 2-sided)					
Y8092WA108	(individually packed incl. TWS8092WA + pictogram, 20 m, 1-sided)					
Y8092WA107	(individually packed incl. TWS8092WA + pictogram, 20 m, 1-sided)					
Y8092WA105	(individually packed incl. TWS8092WA + pictogram, 20 m, 2-sided)					
Y8092WA109	(individually packed incl. TWS8092WA + pictogram, 20 m, 1-sided)					
Y8092WA101	(individually packed incl. TWS8092WA + pictogram, 20 m, 2-sided)					
Y8092WA102	(individually packed incl. TWS8092WA + pictogram, 20 m, 1-sided)					
Y8092WA133	(individually packed incl. TWS8092WA + pictogram, 26 m, 2-sided)					
Y8092WA138	(individually packed incl. TWS8092WA + pictogram, 26 m, 1-sided)					
Y8092WA137	(individually packed incl. TWS8092WA + pictogram, 26 m, 1-sided)					
Y8092WA135	(individually packed incl. TWS8092WA + pictogram, 26 m, 2-sided)					
Y8092WA139	(individually packed incl. TWS8092WA + pictogram, 26 m, 1-sided)					
Y8092WA131	(individually packed incl. TWS8092WA + pictogram, 26 m, 2-sided)					
Y8092WA132	(individually packed incl. TWS8092WA + pictogram, 26 m, 1-sided)					
Y8092WA143	(individually packed incl. TWS8092WA + pictogram, 30 m, 2-sided)					
Y8092WA148	(individually packed incl. TWS8092WA + pictogram, 30 m, 1-sided)					
Y8092WA147	(individually packed incl. TWS8092WA + pictogram, 30 m, 1-sided)					
Y8092WA145	(individually packed incl. TWS8092WA + pictogram, 30 m, 2-sided)					
Y8092WA149	(individually packed incl. TWS8092WA + pictogram, 30 m, 1-sided)					
Y8092WA141	(individually packed incl. TWS8092WA + pictogram, 30 m, 2-sided)					
Y8092WA142	(individually packed incl. TWS8092WA + pictogram, 30 m, 1-sided)					

SELF-CONTAINED EXIT LIGHTS WITH SUPER CAPACITOR AND SELF-TESTING



Product code	Nominal supply voltage	Max input power	Operation mode	Temperature range	Electrical installation	Weight (kg)
TWS8092WM	220-240 V, 50/60 Hz AC	4 VA	1 h Escap + M	-25... +35°C	2/3 x 2,5 mm ² -o-	0,74
Y8092WM103	(individually packed incl. TWS8092WM + pictogram, 20 m, 2-sided)					
Y8092WM108	(individually packed incl. TWS8092WM + pictogram, 20 m, 1-sided)					
Y8092WM107	(individually packed incl. TWS8092WM + pictogram, 20 m, 1-sided)					
Y8092WM105	(individually packed incl. TWS8092WM + pictogram, 20 m, 2-sided)					
Y8092WM109	(individually packed incl. TWS8092WM + pictogram, 20 m, 1-sided)					
Y8092WM101	(individually packed incl. TWS8092WM + pictogram, 20 m, 2-sided)					
Y8092WM102	(individually packed incl. TWS8092WM + pictogram, 20 m, 1-sided)					
Y8092WM133	(individually packed incl. TWS8092WM + pictogram, 26 m, 2-sided)					
Y8092WM138	(individually packed incl. TWS8092WM + pictogram, 26 m, 1-sided)					
Y8092WM137	(individually packed incl. TWS8092WM + pictogram, 26 m, 1-sided)					
Y8092WM135	(individually packed incl. TWS8092WM + pictogram, 26 m, 2-sided)					
Y8092WM139	(individually packed incl. TWS8092WM + pictogram, 26 m, 1-sided)					
Y8092WM131	(individually packed incl. TWS8092WM + pictogram, 26 m, 2-sided)					
Y8092WM132	(individually packed incl. TWS8092WM + pictogram, 26 m, 1-sided)					
Y8092WM143	(individually packed incl. TWS8092WM + pictogram, 30 m, 2-sided)					
Y8092WM148	(individually packed incl. TWS8092WM + pictogram, 30 m, 1-sided)					
Y8092WM147	(individually packed incl. TWS8092WM + pictogram, 30 m, 1-sided)					
Y8092WM145	(individually packed incl. TWS8092WM + pictogram, 30 m, 2-sided)					
Y8092WM149	(individually packed incl. TWS8092WM + pictogram, 30 m, 1-sided)					
Y8092WM141	(individually packed incl. TWS8092WM + pictogram, 30 m, 2-sided)					
Y8092WM142	(individually packed incl. TWS8092WM + pictogram, 30 m, 1-sided)					

ESC 80



SELF-CONTAINED LUMINAIRES WITH BATTERY

SELF-CONTAINED EXIT LIGHTS WITH 3 H BATTERY AND WIRELESS CENTRAL MONITORING



Product code	Nominal supply voltage	Max input power	Operation mode	Temperature range	Electrical installation	Weight (kg)
TWT8053WA	220-240 V, 50/60 Hz AC	5,3 VA	3 h battery + Aalto	-5...+30C	2/3 x 2,5 mm ² -o-	0,74
Y8053WA103	(individually packed incl. TWT8053WA+ pictogram, 20 m, 2-sided)					
Y8053WA108	(individually packed incl. TWT8053WA+ pictogram, 20 m, 1-sided)					
Y8053WA107	(individually packed incl. TWT8053WA+ pictogram, 20 m, 1-sided)					
Y8053WA105	(individually packed incl. TWT8053WA+ pictogram, 20 m, 2-sided)					
Y8053WA109	(individually packed incl. TWT8053WA+ pictogram, 20 m, 1-sided)					
Y8053WA101	(individually packed incl. TWT8053WA+ pictogram, 20 m, 2-sided)					
Y8053WA102	(individually packed incl. TWT8053WA+ pictogram, 20 m, 1-sided)					
Y8053WA133	(individually packed incl. TWT8053WA+ pictogram, 26 m, 2-sided)					
Y8053WA138	(individually packed incl. TWT8053WA+ pictogram, 26 m, 1-sided)					
Y8053WA137	(individually packed incl. TWT8053WA+ pictogram, 26 m, 1-sided)					
Y8053WA135	(individually packed incl. TWT8053WA+ pictogram, 26 m, 2-sided)					
Y8053WA139	(individually packed incl. TWT8053WA+ pictogram, 26 m, 1-sided)					
Y8053WA131	(individually packed incl. TWT8053WA+ pictogram, 30 m, 2-sided)					
Y8053WA132	(individually packed incl. TWT8053WA+ pictogram, 26 m, 1-sided)					
Y8053WA143	(individually packed incl. TWT8053WA+ pictogram, 30 m, 2-sided)					
Y8053WA148	(individually packed incl. TWT8053WA+ pictogram, 30 m, 1-sided)					
Y8053WA147	(individually packed incl. TWT8053WA+ pictogram, 30 m, 1-sided)					
Y8053WA145	(individually packed incl. TWT8053WA+ pictogram, 30 m, 2-sided)					
Y8053WA149	(individually packed incl. TWT8053WA+ pictogram, 30 m, 1-sided)					
Y8053WA141	(individually packed incl. TWT8053WA+ pictogram, 30 m, 2-sided)					
Y8053WA142	(individually packed incl. TWT8053WA+ pictogram, 30 m, 1-sided)					

SELF-CONTAINED EXIT LIGHTS WITH 3 H BATTERY AND SELF-TESTING



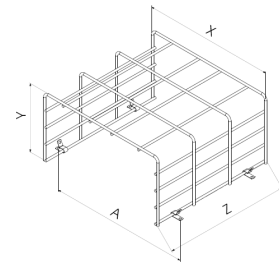
Product code	Nominal supply voltage	Max input power	Operation mode	Temperature range	Electrical installation	Weight (kg)
TWT8053WM	220-240 V, 50/60 Hz AC	5,3 VA	3 h battery + M	-5...+30°C	2/3 x 2,5 mm ² -o-	0,74
Y8053WM103	(individually packed incl. TWT8053WM+ pictogram, 20 m, 2-sided)					
Y8053WM108	(individually packed incl. TWT8053WM+ pictogram, 20 m, 1-sided)					
Y8053WM107	(individually packed incl. TWT8053WM+ pictogram, 20 m, 1-sided)					
Y8053WM105	(individually packed incl. TWT8053WM+ pictogram, 20 m, 2-sided)					
Y8053WM109	(individually packed incl. TWT8053WM+ pictogram, 20 m, 1-sided)					
Y8053WM101	(individually packed incl. TWT8053WM+ pictogram, 20 m, 2-sided)					
Y8053WM102	(individually packed incl. TWT8053WM+ pictogram, 20 m, 1-sided)					
Y8053WM133	(individually packed incl. TWT8053WM+ pictogram, 26 m, 2-sided)					
Y8053WM138	(individually packed incl. TWT8053WM+ pictogram, 26 m, 1-sided)					
Y8053WM137	(individually packed incl. TWT8053WM+ pictogram, 26 m, 1-sided)					
Y8053WM135	(individually packed incl. TWT8053WM+ pictogram, 26 m, 2-sided)					
Y8053WM139	(individually packed incl. TWT8053WM+ pictogram, 26 m, 1-sided)					
Y8053WM131	(individually packed incl. TWT8053WM+ pictogram, 26 m, 2-sided)					
Y8053WM132	(individually packed incl. TWT8053WM+ pictogram, 26 m, 1-sided)					
Y8053WM143	(individually packed incl. TWT8053WM+ pictogram, 30 m, 2-sided)					
Y8053WM148	(individually packed incl. TWT8053WM+ pictogram, 30 m, 1-sided)					
Y8053WM147	(individually packed incl. TWT8053WM+ pictogram, 30 m, 1-sided)					
Y8053WM145	(individually packed incl. TWT8053WM+ pictogram, 30 m, 2-sided)					
Y8053WM149	(individually packed incl. TWT8053WM+ pictogram, 30 m, 1-sided)					
Y8053WM141	(individually packed incl. TWT8053WM+ pictogram, 30 m, 2-sided)					
Y8053WM142	(individually packed incl. TWT8053WM+ pictogram, 30 m, 1-sided)					

- ⊕ = Protection class of luminaire is 1
- ⊕ = Protection class of luminaire is 2
- ⊕ = Protection class of luminaire is 3
- ⊕ = Luminaire is suitable for through-wiring
- IP20 = Protection rating
- White = Colour of the body
- 2000 = Viewing distance
- LED = LED as a light source
- Aalto = Aalto Control compatible (incl. Lumi Test)
- M = Self-contained luminaire with Lumi test self-testing
- Escap = Self-contained luminaire with 1 h super capacitor backup
- C = Compatible with Tapsa Control Central Battery Unit and Local Controller
- 850 = compliant with the 850 glow wire test
- IC = Compatible with Intelligent Controller
- CBS = Centrally supplied

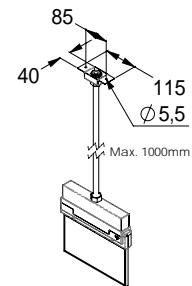
SEPARATELY ORDERED PICTOGRAMS

Product code	Pictogram	Product description	Viewing distance
PBV80202E		Down arrow 2-sided	20 m
PBV80202E3		Down arrow, 1-sided	20 m
PBV80201E		Left/right arrow, 2-sided	20 m
PBV80201E1		Right arrow, 1-sided	20 m
PBV80201E2		Left arrow, 1-sided	20 m
PBV80205E		Up arrow 2-sided	20 m
PBV80205E3		Up arrow, 1-sided	20 m
PBV80262E		Down arrow 2-sided	26 m
PBV80262E3		Down arrow, 1-sided	26 m
PBV80261E		Left/right arrow, 2-sided	26 m
PBV80261E1		Right arrow, 1-sided	26 m
PBV80261E2		Left arrow, 1-sided	26 m
PBV80265E		Up arrow 2-sided	26 m
PBV80265E3		Up arrow, 1-sided	26 m
PBV80302E		Down arrow 2-sided	30 m
PBV80302E3		Down arrow, 1-sided	30 m
PBV80301E		Left/right arrow, 2-sided	30 m
PBV80301E1		Right arrow, 1-sided	30 m
PBV80301E2		Left arrow, 1-sided	30 m
PBV80305E		Up arrow 2-sided	30 m
PBV80305E3		Up arrow, 1-sided	30 m

SHOCK PROTECTING COVER
TWT77507B



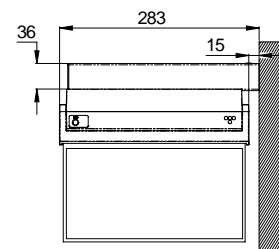
SUSPENSION BRACKET
TWT9000



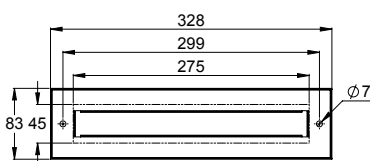
ACCESSORIES

Product code	Product description
TWT8001	Recess mounting frame for centrally supplied luminaires, (Mounting with screws)
TWT8006	Recess mounting frame for centrally supplied luminaires, (Mounting with springs)
TWT8001B	Recess mounting frame for self-contained luminaires, (Mounting with screws)
TWT8006B	Recess mounting frame for self-contained luminaires, (Mounting with springs)
TWT9002	Flag bracket
TWT9000	Suspension bracket
TWT77507B	Shock protecting cover (dims: X=320, Y=165, Z=305, A=340)

FLAG MOUNTING
WITH TWT9002 FLAG BRACKET

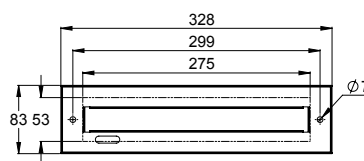


RECESS MOUNTING FRAME
TWT8001



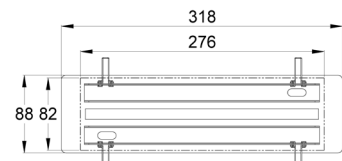
Aperture for recess mounting of centrally supplied luminaires: 45 mm x 275 mm (TWT8001)

RECESS MOUNTING FRAME
TWT8001B



Aperture for recess mounting of self-contained luminaires: 53 mm x 275 mm (TWT8001B)

RECESS MOUNTING FRAME
TWT8006/B



Aperture for recess mounting of centrally supplied luminaires: 82 mm x 276 mm (TWT8006)
Aperture for recess mounting of self-contained luminaires: 82 mm x 276 mm (TWT8006B)