

# Formula 65 LED AT Opticom

## LED Emergency



### GENERAL CHARACTERISTICS

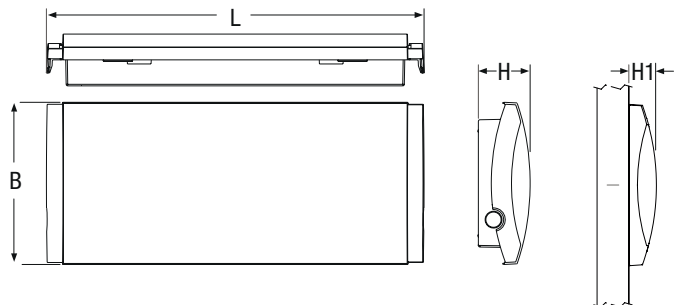
<b>Power*</b>	8, 11, 24 W
<b>Power supply</b>	230Vac ± 10% 50Hz
<b>Operation</b>	Maintained (SA), Not Maintained (SE)
<b>Standard</b>	EN 60598-1, EN 60598-2-2, EN 60598-2-22, EN 1838, EN 50172, EN 62034
<b>Protection grade</b>	IP65, IK07
<b>Autonomy Opticom</b>	1h, 1,5h, 2h, 3h, 8h
<b>Working temp.</b>	-20°C ÷ +50°C (Titanium Battery)
<b>Mounting</b>	recessed, wall, ceiling, suspended ceiling, wall bracket
<b>Housing</b>	White Polycarbonate RAL 9003
<b>Optics</b>	Symmetrical, white
<b>Diffuser</b>	Transparent Polycarbonate
<b>Light source</b>	LED

\* Indicative power for comparison with fluorescent tube fixtures

Device for emergency lighting that is highly flexible in use. The symmetry and the great uniformity of its illumination means that Formula 65 LED AT Opticom can be installed without a pre-fixed positioning, to the walls, ceiling, suspended or recessed.

The white Polycarbonate body houses a double-reflective optic that in turn integrates two highly efficient LED series (greater than 160 lumen/Watt). The high-transparent Polycarbonate diffuser was designed to seal in the optic group so that the device offers a IP65 protection level. The external shell features a number of pre-scored access points for direct fitting on all the most common junction or RECESSED boxes.

The standard autonomy of 1h can be extended to 1.5h, 2h, 3h or 8h using the Opticom Technology app to automatically change the luminous flux.



## Accessories

supplied

Order code	Description
-	CABLE GLAND FORMULA 65
-	ADAPTER TUBE 16/20 WHITE
<b>19044</b>	ADHESIVE SX DX BS F65 (ONLY FOR SA MODELS)

Power* W	• Dimensions (mm) •			H1	Visibility Distance (VD)	
	L	B	H		wall	suspended
8	354	152	48.5	26	25 m	28 m
11	354	152	48.5	26	25 m	28 m
24	354	152	48.5	26	25 m	28 m

\* Equivalent power for comparison with fluorescent lighting fixture

## System Modules

to be ordered separately

Order code	Description	
<b>15036</b>	LG MODULE	LG
<b>15037</b>	LGF M MODULE	LGF M
<b>15038</b>	DALI OPTICOM MODULE ***	

\*\*\* Contact the Beghelli sales network for availability

## Accessories

to be ordered separately

Order code	Description
<b>19040</b>	RECESSED BOX + FRAMES F65
<b>19041</b>	CEILING BRACKET F65
<b>19045</b>	WALL BRACKET SUSPENDED F65
<b>19042</b>	DOUBLE SIDED SCREEN WITH LEFT/RIGHT ARROWS F65
<b>19043</b>	DOUBLE SIDED SCREEN WITH DOWN ARROWS F65

**DALI  
MODULE**  
15038

**LG  
MODULE**  
15036

**LGFM  
MODULE**  
15037


MODULES AVAILABLE TO EXTEND THE SYSTEM CONTROL TO LG, LGFM, DALI



INTELLIGENT PHOTSENSOR SUPPLIED

**opticom**  
TECHNOLOGY

Smartphone interface  
Smartphone interface to control and set up the system



FORMULA  
65

## Titanium Battery



- 1 QUICK CHARGING:** the autonomy of the device on which it is installed can reach up to 80% in less than 2 hours
- 2 Withstands extreme operating temperatures:** -20°C ÷ +50°C
- 3 LONG LIFE** with at least 7,000 charge cycles guaranteed, devices can boast 10 years of useful life
- 4 MAXIMUM SAFETY:** unlike normal Lithium batteries, the material used on these accumulators renders them particularly safe, even when a short circuit or perforation occurs

### Titanium Recharging time (max)

8, 11	105 min
24	145 min
24GL	210 min

## AT



**opticom**  
TECHNOLOGY

W*	Order code	Description	Model	Autonomy	Battery	N° LED	Flux** SE lm					Flux SA lm	Power consump. max W	Weight kg	Pack single
							1h	1,5h	2h	3h	8h				
8	<b>19290</b>	F65LED 8W IP65 AT OPT SE8LTO	SE	1-1,5-2-3-8h	LTO 4.8V 1.2Ah	12	250	170	130	85	35	-	7,5	0,5	1/6
11	<b>19291</b>	F65LED 11W IP65 AT OPT SE8LTO	SE	1-1,5-2-3-8h	LTO 4.8V 1.2Ah	12	315	210	160	110	45	-	7,5	0,5	1/6
24	<b>19292</b>	F65LED 24W IP65 AT OPT SE8LTO	SE	1-1,5-2-3-8h	2xLTO 4.8V 1.2Ah	12	550	370	280	190	80	-	7,5	0,6	1/6
24GL	<b>19293</b>	F65LED 24GL IP65 AT OPT SE8LTO	SE	1-1,5-2-3-8h	2xLTO 4.8V 1.2Ah	18	800	540	410	280	115	-	7,5	0,6	1/6
11	<b>19294</b>	F65LED 11W IP65 AT OPT SA8LTO	SE/SA	1-1,5-2-3-8h	LTO 4.8V 1.2Ah	12	315	210	160	110	45	130	7,5	0,5	1/6
24	<b>19295</b>	F65LED 24W IP65 AT OPT SA8LTO	SE/SA	1-1,5-2-3-8h	2xLTO 4.8V 1.2Ah	12	550	370	280	190	80	150	7,5	0,6	1/6
24GL	<b>19296</b>	F65LED 24GL IP65 AT OPT SA8LTO	SE/SA	1-1,5-2-3-8h	2xLTO 4.8V 1.2Ah	18	800	540	410	280	115	200	7,5	0,6	1/6

LG

with System Module integration - order code 15036

LGFM

with System Module integration - order code 15037

DALI

\*\*\* with System Module - Order code 15038

\* Indicative power for comparison with fluorescent tube fixtures \*\* Minimum flux guaranteed according to EN 60598-2-22 \*\*\* Contact the Beghelli sales network for availability

# Accessories

## WALL INSTALLATION WITH SPIRIT LEVEL




- SPIRIT LEVEL

## CEILING MOUNTING



## RECESSED MOUNTING



**19040** RECESSED BOX + FRAMES F65

*to be ordered separately*


## RECESSED MOUNTING ON SUSPENDED CEILING



**19041** CEILING BRACKET F65

*to be ordered separately*


## ADAPTER GLAND



- PG16/PG20 ADAPTER

supplied

**CABLE GROMMETS**



- 3 IP CABLE GROMMETS


supplied

**RECESSED INTO SUSPENDED CEILING**



- 19041** CEILING BRACKET F65 to be ordered separately
- 19042** DOUBLE SIDED SCREEN WITH LEFT/RIGHT ARROWS to be ordered separately
- 19043** DIFFUSER SUSPENDED WITH DOWN ARROWS to be ordered separately

**WALL MOUNTING**



- 19045** WALL BRACKET to be ordered separately
- 19042** DOUBLE SIDED SCREEN WITH DOWN ARROWS to be ordered separately
- 19043** DIFFUSER SUSPENDED WITH DOWN ARROWS to be ordered separately

**EXIT SIGNS** (Visibility Distance VD in table)



**19044** ADHESIVE RIGHT, LEFT, DOWN

supplied