

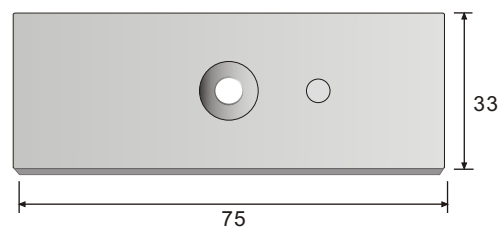
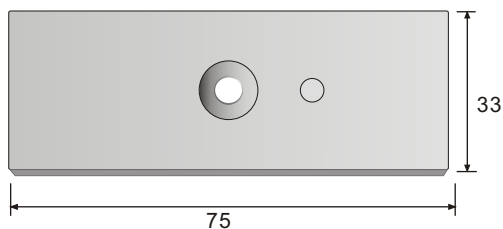
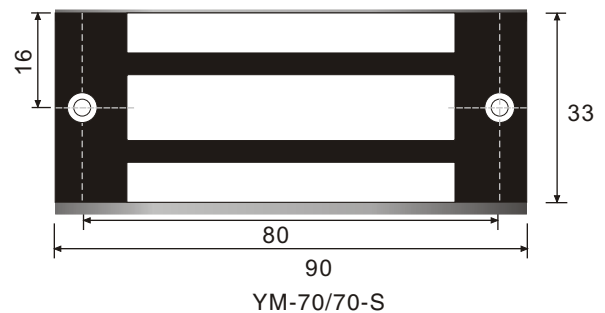
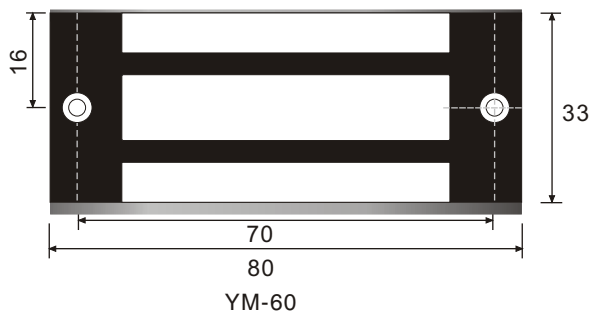


Magnetic Lock Wiring Instructions

Parameters

Model	Size (unit:mm)	Magnetic Plate (unit:mm)	Voltage	Current	Holding Force	Door
YM-60	80Lx33Wx19H	80Lx33Wx19H	12/24VDC	12V/100mA	60kg(100Lbs)	Single Door
YM-70	90Lx38.5Wx24.5H	90Lx38.5Wx24.5H	12/24VDC	12V/300mA 24V/150mA	70kg(120Lbs)	Single Door
YM-70-S	90Lx38.5Wx24.5H	90Lx38.5Wx24.5H	12/24VDC	12V/300mA 24V/150mA	70kg(120Lbs)	Single Door

Dimension

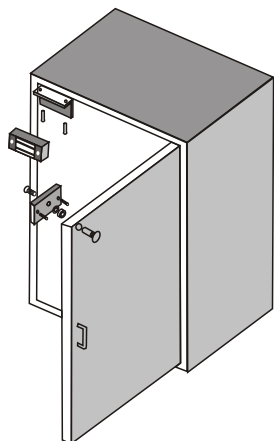


⚠ Remark:

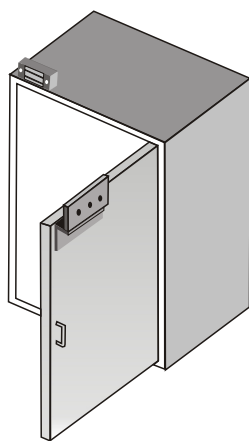
A: Please don't fix the screw(screw of armature plate) tightly, let the rubber ring maintain proper elasticity.



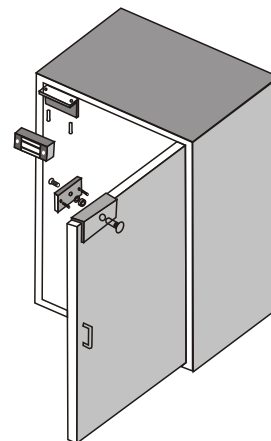
Installation



Standard Installation



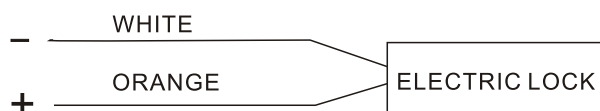
Z Bracket Installation




UL Bracket Installation

Wiring Diagram

POWER 12VDC 100mA



12VDC



24VDC

