

Aestetica LED

LED Emergency



The AESTETICA LED is composed of 2 optics in order to spread light in the best way. This system ensures a perfect light beam uniformity guaranteeing an excellent environment illuminance level.

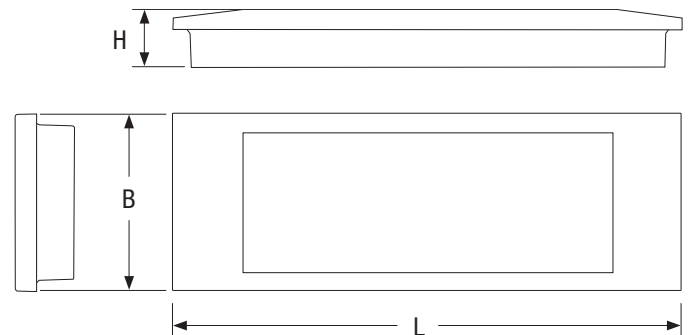
One of the biggest problems regarding the LED illumination is due to the high level of dazzle. For this reason, the optic system reduces the light beam direct component reflecting it to the optics, in order to balance the emergency illumination requirements with the high efficiency and power LEDs.

Photometric file shows as the flux is optimized both for wall and ceiling installation.

GENERAL CHARACTERISTICS

Power*	6, 8, 11, 24 W
Power supply	230Vac ± 10% 50Hz
Operation	Maintained (SA), Not Maintained (SE)
Standard	EN 60598-1, EN 60598-2-2, EN 60598-2-22, EN 1838, EN 50172
Protection grade	IP40, IK05
Autonomy	1h, 3h
Working temp.	0°C ÷ +40°C
Mounting	wall, ceiling, recessed, suspended ceiling, wall suspended
Housing	White Polycarbonate RAL 9003
Optics	Symmetrical, white
Diffuser	Transparent Polycarbonate
Light source	LED

* Indicative power for comparison with fluorescent tube fixtures



Power * (W)	• Dimensions (mm) •			Number of LED	Visibility distance	Nominal flux
	L	B	H			
6	292	102	34,6	10	16m	82 lm
8	292	102	34,6	16	16m	131 lm
11	292	102	34,6	20	16m	164 lm
24	292	102	34,6	32	16m	262 lm


* Indicative power for comparison with fluorescent tube lighting

Accessories

To be ordered separately

Order code	Description
3733	RECESSED BOX
4269	SIGN SCREENS
4266	FALSE CEILING BRACKET
4265	WALL BRACKET FOR FLAG INSTALLATION
4267	FLAG SCREEN R/L
4268	FLAG SCREEN DOWN

FLAG MOUNTING ON CEILING OR PLASTERBOARD (VD 20M)



recess hole: 279x94 mm

4266	CEILING BRACKET	to be ordered separately
4267	FLAG SCREEN R/L	to be ordered separately
4268	FLAG SCREEN DOWN	to be ordered separately

WALL FLAG MOUNTING (VD 20M)




4265	WALL BRACKET FOR FLAG MOUNTING	to be ordered separately
4267	FLAG SCREEN R/L	to be ordered separately
4268	FLAG SCREEN DOWN	to be ordered separately

SAFETY SIGNALING (Visibility distance VD in table)




4269	SIGN SCREENS	to be ordered separately
-------------	--------------	--------------------------

Fast click closing system to open the fitting in few seconds



Arrangement to install the product on 503-506 boxes and on the most used European and American standards



Aestetica LED housing cover

BCS

Battery Control System

W*	Order code	Description	Model	Autonomy	Battery	N° LED	' Flux** SE lm	Flux SA lm	Power consump. max W	Weight kg	Pack single
6	16220	AESTETICA LED 6W SE 1H IP40	SE	1h	NIMH 3.6V 1.2Ah	10	70	-	0,8	0,6	1/12
8	16221	AESTETICA LED 8W SE 1H IP40	SE	1h	NIMH 3.6V 1.2Ah	16	120	-	0,8	0,6	1/12
11	16222	AESTETICA LED 11W SE 1H IP40	SE	1h	NIMH 3.6V 1.2Ah	20	140	-	0,8	0,6	1/12
11	16223	AESTETICA LED 11W SA 1H IP40	SE/SA	1h	NIMH 3.6V 1.2Ah	20	140	90	0,8	0,6	1/12
24	16224	AESTETICA LED 24W SE 1H IP40	SE	1h	2xNIMH 3.6V 1.2Ah	32	225	-	0,8	0,6	1/12
8	16225	AESTETICA LED 8W SE/SA 3H IP40	SE/SA	3h	NIMH 3.6V 1.2Ah	16	105	70	1	0,6	1/12
24	16226	AESTETICA LED 24WSE/SA 3H IP40	SE/SA	3h	2xNIMH 3.6V 1.2Ah	32	190	115	1	0,6	1/12

* Indicative power for comparison with fluorescent tube fixtures ** Minimum flux guaranteed according to EN 60598-2-22