



Setpoint Adjuster, active

BSG61

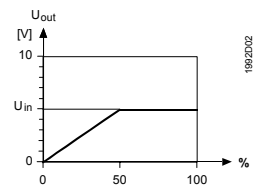
Active, infinitely adjustable setpoint adjuster for setting or limiting a setpoint or positioning signal.

Functions

There are 4 functions to choose from:

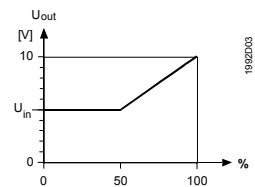
Maximum limitation:

The BSG61 operates as a priority selector. It compares the setpoint with the U_{in} signal received and selects the lower of the 2 signals.



Minimum limitation:

The BSG61 operates as a priority selector. It compares the setpoint with the U_{in} signal received and selects the higher of the 2 signals.

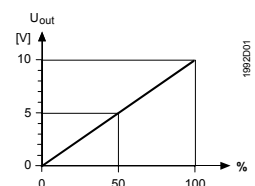


Positioning transmitter:

The BSG61 transmits the set value directly to the controlling element.

Setpoint adjuster:

The BSG61 transmits the set value directly to the connected controller.



Ordering

When ordering, please give quantity, name and type reference.

Example: 2 setpoint adjusters BSG61

Mechanical design

Multisectional plastic housing with:

- Printed circuit board carrying the potentiometer and the 4 connection terminals
- Mounting plate with 3 adjustable end-stop pins for mechanical limitation of the setting range
- Setting knob
- Scale (exchangeable)
- Transparent cover plate

Accessories

The BSG61 can be used with a number of different scales. An additional set of printed scales can be ordered using type reference **BSG-Z**. Each of the printed scales listed below is contained in this set twice. This means that the BSG61 can be used with the following types of printed scales:

Setting range	Measured value
0...50 °C	Temperature
0...30 °C	Temperature
0...100 °C	Temperature
30...130 °C	Temperature
0...130 °C	Temperature
0...250 °C	Temperature
100...200 °C	Temperature
-5...+5 K	Temperature shift
-10...+10 K	Temperature shift
0...20 g/kg	Air humidity
0...100 %	Position
0...0.1 bar	Differential pressure, liquids
0...0.2 bar	Differential pressure, liquids
0...0.5 bar	Differential pressure, liquids
0...1 bar	Differential pressure, liquids
0...2 bar	Differential pressure, liquids
0...4 bar	Differential pressure, liquids
0...5 bar	Differential pressure, liquids
-1...+9 bar	Differential pressure, liquids
0...10 bar	Differential pressure, liquids
0...16 bar	Differential pressure, liquids
0...20 bar	Differential pressure, liquids
-1...24 bar	Differential pressure, liquids
0...25 bar	Differential pressure, liquids
0...40 bar	Differential pressure, liquids
0...20 Pa	Differential pressure, gases
-50...50 Pa	Differential pressure, gases
0...100 Pa	Differential pressure, gases
0...200 Pa	Differential pressure, gases

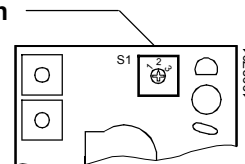
Setting range	Measured variable
0...250 Pa	Differential pressure, gases
0...300 Pa	Differential pressure, gases
0...500 Pa	Differential pressure, gases
0...1000 Pa	Differential pressure, gases
0...1500 Pa	Differential pressure, gases
0...2500 Pa	Differential pressure, gases
0...3000 Pa	Differential pressure, gases
Blank scale	

Installation notes

Mounting The BSG61 setpoint adjusters are suited for mounting in a control panel front, control desk or on a concealed conduit box (on the cover plate).

Commissioning notes

Position of function selector S1	Function	Switch position
	Maximum limitation	1
	Minimum limitation	3
	Position transmitter / setpoint adjuster (factory setting)	2

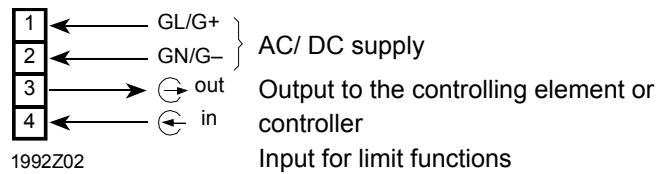


Technical data

General unit data	Operating voltage	AC 24 V, 50...60 Hz or DC 15...24 V
	Max. voltage tolerance	at AC $\pm 20\%$, at DC $+35\% / -10\%$
	Safety extra low-voltage SELV to	EN 60 730
	Power consumption	0.3 W
Materials	Cover and mounting base	Polycarbonate
	Setting knob	Polycarbonate / ASA
	Color	
Environmental conditions	Cover plate	transparent
	Setting knob	RAL 9003 (signal-white)
	Operation	To IEC 721-3-3
Norms and standards	Climatic conditions	class 3K5
	Temperature (housing)	$-5...+55\text{ }^{\circ}\text{C}$
	Humidity (housing)	5...95 % r. h.
	Transport	to IEC 721-3-2
	Climatic conditions	class 2K3
	Temperature	$-25...+70\text{ }^{\circ}\text{C}$
Input	Humidity	<95 % r. h.
	Mechanical environmental conditions	class 2M2
	Safety class	III to EN 60 730-1
	Degree of protection (built-in)	IP42 to EN 60 529
Input	CE conformity	
	Electromagnetic compatibility	89/336/EEC
	Immunity	EN 61 000-6-2
Input	Emissions	EN 61 000-6-3
	Input voltage	DC 0...10 V
Input	Input resistance	100 kOhm $\pm 5\%$

Output	Output signal	DC 0 ...10 V
	Output current	$I_{\text{Source}} \leq 1.0 \text{ mA}$ $I_{\text{Sink}} \leq 1.5 \text{ mA}$
Electrical connection	Screw terminals for a cross-sectional area of	max. 2.5 mm ²
Max. cable lengths	Between BSG61 and controller	
	0.25 mm ² copper	40 m
	0.50 mm ² copper	75 m
	1.0 mm ² copper	110 m
Weight	Incl. package	0.06 kg

Connection terminals



Dimensions

