

SP Series

SP12-250 12V250Ah



UPS LAB
 Официальный дилер в РФ
 www.UPS-LAB.ru
 +7 (495) 109-90-77

SP series VRLA battery uses AGM technology and high-purity raw materials. Its good floating back up and large current discharge performance makes it optimal and economical choice for UPS/EPS.



Benefits

- Long life according to EUROBAT Classification
- Maximum charge efficiency
- High gas recombination efficiency
- Low self-discharge rate
- Easy installation and handling
- Vertical or horizontal installation

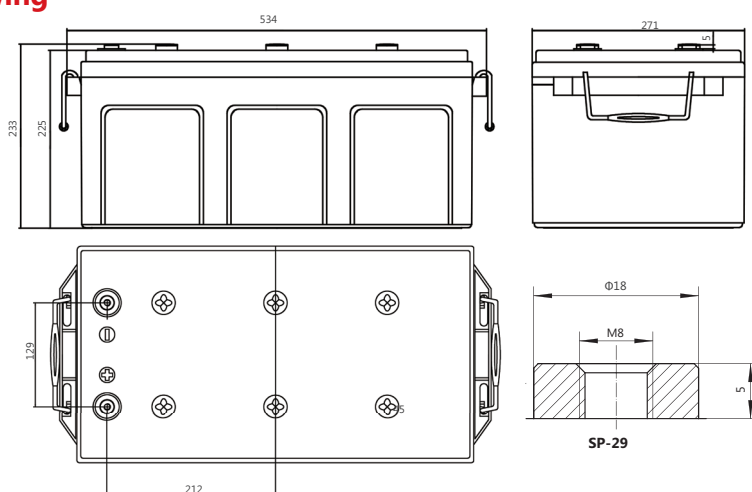
Applications

- UPS units
- Emergency power
- Starting generators
- EPS units

Standards

- IEC 60896-21/22
- JIS C8704-1/2
- EUROBAT guide

Drawing



Specifications

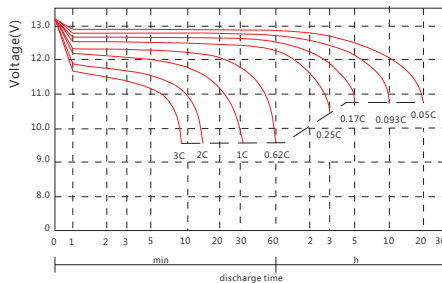
Battery Model	SP12-250			
Design Life (years, 25°C)	10			
Capacity (Ah, 25°C)	20HR (12.9A, 1.80V)	10HR (25.0A, 1.80V)	5HR (41.65A, 1.75V)	1HR(142.5A, 1.70V)
	258	250	208.3	142.5
Dimensions (mm)	Length	Width	Height	Total Height
	534	271	225	233
Approx. Weight (kg)	71.0			
Reference Internal Resistance (mΩ)	2.5 (full charged @ 25°C)			
Maximum Discharge Current (A/5 Sec.)	1960			
Self-Discharge (25°C)	< 2% per month			
Charge Voltage (V/cell, 25°C)	Cycle use		Float use	
	2.40 (-4mV/°C/cell), max charge current: 75 A		2.27 (-3mV/°C/cell)	
Short Circuit Current (A)	4800			

Discharge Data

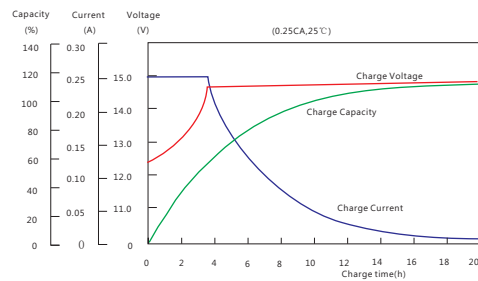
Constant Current Discharge Data (25°C, A)													
End Voltage (V/cell)	min						h						
	5	10	15	20	30	45	1	1.5	2	3	5	10	20
1.60	663.7	500.0	390.0	314.0	246.0	190.0	148.5	116.0	89.00	65.10	42.90	25.70	13.25
1.65	637.2	487.0	379.0	307.0	240.0	186.0	145.5	114.0	88.00	64.60	42.50	25.55	13.18
1.67	620.7	479.5	373.7	303.1	236.5	183.4	143.9	112.7	87.17	64.37	42.36	25.49	13.14
1.70	601.8	470.0	367.0	298.0	232.0	180.0	142.5	111.0	86.00	64.00	42.05	25.40	13.09
1.75	561.9	450.0	353.0	287.0	223.0	174.0	137.5	107.0	83.00	63.30	41.65	25.46	13.00
1.80	513.3	425.0	332.0	270.0	210.0	167.0	131.5	103.0	80.00	62.50	41.20	25.00	12.90

Constant Power Discharge Data (25°C, W/cell)													
End Voltage (V/cell)	min						h						
	5	10	15	20	30	45	1	1.5	2	3	5	10	20
1.60	1106	853.0	690.0	560.0	450.0	350.0	265.0	207.0	162.0	126.0	80.40	49.47	25.76
1.65	1079	833.0	671.0	548.0	440.0	343.0	260.0	205.0	161.0	125.0	79.50	49.38	25.70
1.67	1059	820.6	663.3	542.1	434.4	339.2	258.0	203.9	160.3	124.7	79.26	49.33	25.67
1.70	1035	805.0	653.0	534.0	427.0	334.0	255.0	202.0	159.0	124.1	78.70	49.26	25.63
1.75	984.1	775.0	631.0	516.0	412.0	321.0	247.0	199.0	157.0	123.1	77.60	49.13	25.56
1.80	882.3	730.0	605.0	495.0	397.0	309.0	237.0	195.0	155.0	121.8	76.30	48.90	25.43

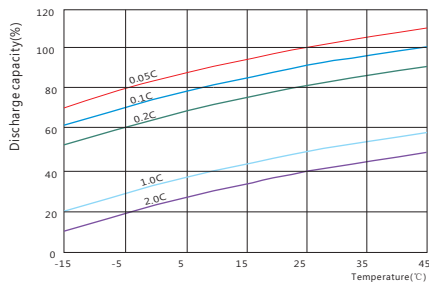
Performance Curve



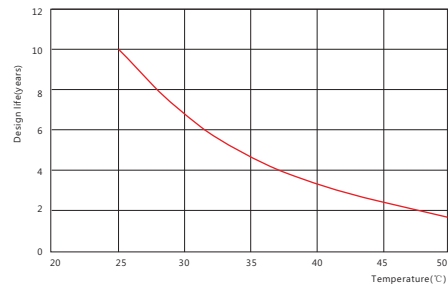
Discharge voltage vs. discharge time



Charge capacity vs. charge time



Discharge capacity vs. temperature



Design life vs. temperature

Sacred Sun Power Sources Co., Ltd.

No.1 Shengyang Road Qufu City, PRC
sales@sacredsun.cn

Sacred Sun Asia Pacific

No. 15, Yishun Industrial Street 1,
#01-17, WIN5, Singapore 768091
sales.asia@sacredsun.cn

Sacred Sun Europe SPRL

Schoenstraat 96-9140 Temse, Belgium
sales.eu@sacredsun.cn

Sacred Sun MEA FZE

S10122A1019 Jebel Ali, Dubai,
United Arab Emirates
sales.mea@sacredsun.cn