

FT Series

FTB12-125 12V125Ah



Sacred Sun front terminal batteries have been designed specifically for applications which demand the highest levels of security and reliability. The monoblocs have excellent high rate performance, compact design and standard footprint for 19" and 23" cabinets. Thick Pb-Ca-Sn alloy grids are designed to resist corrosion and prolong service life.

Benefits

- Long life according to EUROBAT Classification
- High discharge performance
- High gas recombination efficiency
- Maximum charge efficiency
- Low self-discharge rate
- Easy installation and handling
- Centralized venting system

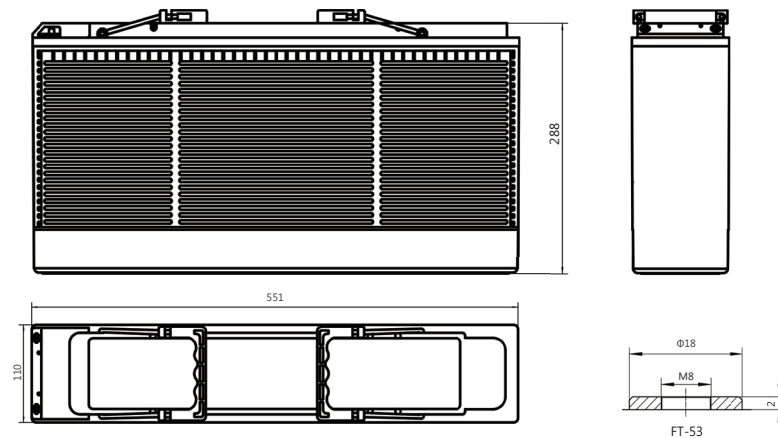
Applications

- Telecommunications
- Power system
- UPS
- Emergency power
- Data center

Standards

- IEC 60896-21/22
- BS 6290-4
- EUROBAT guide

Drawing



Specifications

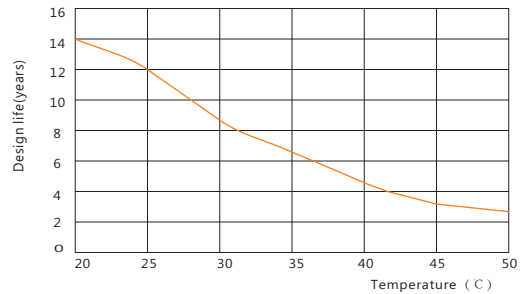
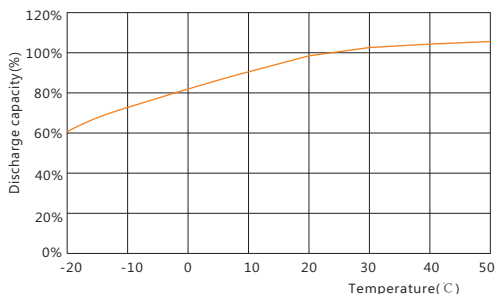
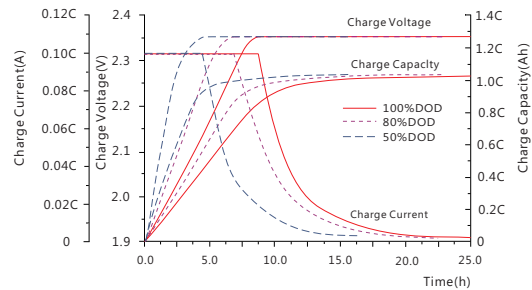
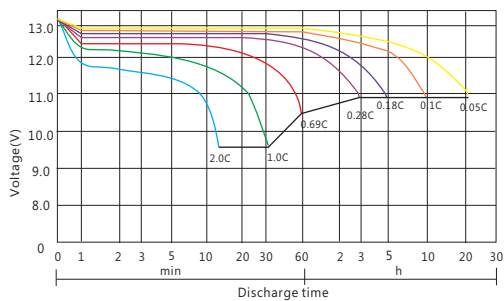
Battery Model	FTB12-125			
Design Life (years, 25°C)	12			
Capacity (Ah, 25°C)	10HR (12.5A, 1.80V)	5HR (22.32A, 1.80V)	3HR (32.84A, 1.80V)	1HR(69.5A, 1.75V)
	125	111.61	98.51	69.5
Dimensions (mm)	Length	Width	Height	Total Height
	551	110	288	288
Approx. Weight (kg)	38.5			
Reference Internal Resistance (mΩ)	4.0 (fully charged @ 25°C)			
Maximum Discharge Current (A/3 Sec.)	975			
Self-Discharge (25°C)	≤ 1.5% per month			
Charge Voltage (V/cell, 25°C)	Cycle use		Float use	
	2.35 (-3.5mV/°C/cell), max charge current: 25A		2.25 (-3.5mV/°C/cell)	
Short Circuit Current (A)	3000			

Discharge Data

Constant Current Discharge Data (25°C, A)														
End Voltage (V/cell)	min					h								
	5	10	15	30	45	1	2	3	4	5	6	8	10	20
1.60	343.6	274.9	227.1	155.7	108.5	82.6	49.4	35.52	29.0	23.41	19.94	15.48	13.00	6.98
1.65	321.1	251.8	215.3	145.8	99.7	78.2	48.3	34.52	28.5	23.12	19.94	15.38	12.8	6.91
1.70	295.2	226.5	198.5	136.1	92.5	71.3	47.0	33.83	28.0	22.92	19.64	15.28	12.8	6.88
1.75	272.1	207.6	186.6	130.5	90.2	69.5	46.3	33.43	27.5	22.62	19.44	15.08	12.60	6.85
1.80	242.7	192.8	171.8	119.9	81.0	64.4	45.0	32.84	27.3	22.32	19.25	14.88	12.50	6.83

Constant Power Discharge Data (25°C, W/cell)														
End Voltage (V/cell)	min					h								
	5	10	15	30	45	1	2	3	4	5	6	8	10	20
1.60	583.3	512.0	420.0	255.0	204.0	163	94.4	65.50	53.5	44.00	37.60	28.50	25.00	12.92
1.65	558.5	488.0	403.0	248.0	198.0	153	93.1	64.40	53	43.80	37.30	28.40	24.96	12.90
1.70	530.8	470.0	390.0	241.0	193.0	152	92.5	63.80	52.3	43.60	37.10	28.30	24.93	12.88
1.75	500.0	440.0	348.0	233.0	186.0	148	91.3	62.80	51.8	43.00	36.80	28.20	24.90	12.86
1.80	465.3	414.0	321.0	226.0	179.0	144.0	90.7	61.80	51.5	42.70	36.60	28.00	24.7	12.81

Performance Curve



Sacred Sun Power Sources Co., Ltd.

Sacred Sun Asia Pacific Pte Ltd.

Sacred Sun France SARL

Sacred Sun MEA FZE

No.1 Shengyang Road Qufu City, PRC

1 Ubi View, #04-12, Focus One, Singapore

ZAE Fontaine, 33210 Fargues, France

Jebel Ali, Dubai, UAE

